


SPECIAL COMMISSIONERS COURT MEETING
November 22, 2016

BE IT REMEMBERED, that on this day, the Honorable Commissioners' Court of Brooks County, Texas met in Special Term therein the City of Falfurrias in the 2nd floor Courtroom of the Brooks County Courthouse:

OPEN MEETING-Judge Imelda Barrera called the meeting to order at 10:00 A.M. 

PLEDGE OF ALLEGANCE -was led by County Judge Imelda Barrera

ROLL CALL – Judge Imelda Barrera called for roll call:

Present:

Imelda Barrera, County Judge,
Gloria Garza, Commissioner Precinct 1,
Carlos Villarreal, Commissioner Precinct 3,
Elvaray B. Silvas, County Clerk (Not voting).

Absent:

Vincent Vargas, Commissioner Precinct 2,
Jose Antonio "Tony" Martinez, Commissioner Precinct 4.

Staff Present:

Missy A. Saavedra, Deputy County Clerk
Chaya Garza, Administrative Assistant

Others Present:

August Patroelj, County Auditor
Angie Saenz, 1st Assistant Auditor

1. Public comment 

There were no public comments at this time.

REGULAR AGENDA

2. Approve Tax Assessor Collector Chief Deputy Monthly Report. 


Terri Silvas, Chief Deputy Tax Assessor Collector addressed the Court on the above matter.

Motion: to approve the monthly report for October 2016 with a total remittance of \$1,375,770.36 and a total percent collected of 29.74%, **Action:** Approve, **Moved by** Gloria Garza, Commissioner Precinct 1, **Seconded by** Carlos Villarreal, Commissioner Precinct 3. Motion passed unanimously. **(On file)**

Vote: Motion carried by unanimous roll call vote (summary: Yay = 3).


Yay: Carlos Villarreal, Commissioner Precinct 3, Gloria Garza, Commissioner Precinct 1, Imelda Barrera, County Judge.

3. Discuss and Approve Hazard Mitigation Grant and the ability of meeting the 25% share of Brooks County. 25% to consist of In kind services, which include man hours and

mileage. (The Federal share of \$ 50,150.25 and the applicant share of \$ 16,716.75 for a total cost of \$ 66,867.00.) 


Andrea Wilson, GrantWorks, Angie Saenz, 1st Assistant Auditor and August Patroelj, County Auditor addressed the Court on the above matter.

No action taken, discussion only. It was discussed to budget the monies for next year's budget.

4. Discuss, Review, and Possibly act on leasing Brooks County Annex Building Room 108 to Brush Country GCD for \$ 860.00 per month. Utilities (without phone and internet) and janitorial service is to be included in the monthly rent. (Felix Saenz) 

Felix Saenz, General Manager addressed the Court on the above matter.

Motion: to approve, **Action:** Approve, **Moved by** Imelda Barrera, County Judge, **None seconded.** Motion to approve dies for lack of second. No action taken, discussion only.


5. Discuss and Approve Facility Usage Contract, use of the Show barn for kids Ranch Rodeo, Christmas Party, and Brooks County Youth Ag Day. (Nora Salinas) 

Victor Cantu, Ag. Ext. Agent addressed the Court on the above matter.

Motion: to approve the usage for the days requested of December 17th and January 7th, **Action:** Approve, **Moved by** Carlos Villarreal, Commissioner Precinct 3, **Seconded by** Gloria Garza, Commissioner Precinct 1. Motion passed unanimously.

Vote: Motion carried by unanimous roll call vote (**summary:** Yay = 3).

Yay: Carlos Villarreal, Commissioner Precinct 3, Gloria Garza, Commissioner Precinct 1, Imelda Barrera, County Judge.


6. Discuss and consider authorizing an administrative service provider for the 2017-2018 Texas CDBG Community Development Fund application services. (Grant Works Oralia Cardenas) 

Andrea Wilson, GrantWorks addressed the Court on the above matter.

Motion: to authorize GrantWorks as the administrative service provider, at no cost to the County to develop the application, **Action:** Approve, **Moved by** Carlos Villarreal, Commissioner Precinct 3, **Seconded by** Gloria Garza, Commissioner Precinct 1. Motion passed unanimously.

Vote: Motion carried by unanimous roll call vote (summary: Yay = 3).

Yay: Carlos Villarreal, Commissioner Precinct 3, Gloria Garza, Commissioner Precinct 1, Imelda Barrera, County Judge.

7. Discuss and consider authorizing an engineering service provider for the 2017-2018 Texas CDBG Community Development Fund application services. (Grant Works Oralia Cardenas) 

Andrea Wilson, GrantWorks addressed the Court on the above matter.

Motion: to authorize LNV Engineering as the engineering service provider, **Action:** Approve, **Moved by** Gloria Garza, Commissioner Precinct 1, **Seconded by** Carlos Villarreal, Commissioner Precinct 3. Motion passed unanimously.

Vote: Motion carried by unanimous roll call vote (summary: Yay = 3).

Yay: Carlos Villarreal, Commissioner Precinct 3, Gloria Garza, Commissioner Precinct 1, Imelda Barrera, County Judge.

8. Discuss, consider, and adopt resolution designating an administration service provider and an engineering service provider for the 2017-2018 Texas CDBG Community

Development Fund. (Grant Works Oralia Cardenas) 

Andrea Wilson, GrantWorks addressed the Court on the above matter.

Motion: to approve resolution, **Action:** Approve, **Moved by** Carlos Villarreal, Commissioner Precinct 3, **Seconded by** Gloria Garza, Commissioner Precinct 1. Motion passed unanimously. **(On file)**

Vote: Motion carried by unanimous roll call vote (summary: Yay = 3).

Yay: Carlos Villarreal, Commissioner Precinct 3, Gloria Garza, Commissioner Precinct 1, Imelda Barrera, County Judge.

9. Adjourn


Motion: to adjourn at 10:50 A.M., **Action:** Adjourn, **Moved by** Gloria Garza, Commissioner Precinct 1, **Seconded by** Carlos Villarreal, Commissioner Precinct 3. Motion passed unanimously.

Vote: Motion carried by unanimous roll call vote (summary: Yay = 3).


Yay: Carlos Villarreal, Commissioner Precinct 3, Gloria Garza, Commissioner Precinct 1, Imelda Barrera, County Judge.

The preceding minutes beginning on page _____ and ending on page _____, of the Commissioners' Court Minutes Volume _____, read and approved in the Honorable Commissioners' Court this 13th day of December, 2016, A.D.

APPROVED:


Imelda Barrera, County Judge

ATTESTED:


Elvaray B. Silvas, County Clerk

Monthly Disburse Totals
October 2016

Current M&O	\$	850,022.97	Attorney Fees Collected					
Current M&O Discount	\$	25,453.33						
Current I&S	\$	206,228.26	M&O/Debt	\$	1,552.86			
CAD Portion General	\$	34.61	Road & Bridge	\$	253.31			
Current I&S Discount	\$	6,175.33	FM/FC	\$	160.27			
Current Road & Bridge	\$	212,134.12	Attorney Fee Remittance	\$	1,966.44			
Current Road & Bridge Discount	\$	6,352.22						
CAD Portion R&B	\$	6.98						
County Ad Valorem	\$	1,230,362.88						
Delinquent M&O	\$	5,079.61	* Overpayment/Tolerance	\$	-			
Debt	\$	-						
Delinquent I&S	\$	683.40						
Delinquent Road & Bridge	\$	938.62						
Total Delinquent CO/RB	\$	6,701.63						
M&O Current Penalty & Interest	\$	-						
Delinquent M&O Penalties & Interest	\$	2,327.52	Tax Certificates	\$	-			
Debt Penalties & Interest	\$	-						
Current I&S Penalty & Interest	\$	-						
Delinquent I&S Penalties & Interest	\$	202.24						
Current R&B Penalties & Interest	\$	-						
Delinquent R&B Penalties & Interest	\$	408.98						
Total Penalty & Interest	\$	2,938.74	* Debt collected for the month of October in the amount of \$,93, but we are negative in ACT so we need to go back positive before we can pay out					
Total CO/RB Ad Valorem Tax	\$	1,240,003.25						
			Farm to Market Disburse Totals					
Current M&O	\$	139,078.27						
Delinquent M&O	\$	599.80						
CAD Portion	\$	4.60						
Total M&O All Years	\$	139,673.47						
Current Penalty & Interest	\$	-						
Delinquent Penalty & Interest	\$	258.48						
Total Penalty & Interest	\$	258.48						
Discount	\$	4,164.84						
Total Farm to Market Remittance	\$	135,767.11	Total County Remittance	\$	1,375,770.36			

11/22/2016 07:49:19 2631288
 TC298-D SELECTION: DEPOSIT
 RECEIPT DATE: ALL

TAX COLLECTION SYSTEM
 DEPOSIT DISTRIBUTION
 FROM: 10/01/2016 THRU 10/31/2016
 JURISDICTION: 0100 BROOKS COUNTY

PAGE: 1
 INCLUDES AG ROLLBACK

YEAR	FUND	TAX RATE	LEVY PAID	DISCOUNT GIVEN	PENALTY INTEREST	TIF AMOUNT	DISBURSE TOTAL	ATTORNEY	OTHER FEES	REFUND AMOUNT	PAYMENT AMOUNT
2016	M & O	.598600	850,022.97	25,453.33-	.00	.00	824,569.64	.00	.00	.00	824,569.64
	I & S	.145229	206,228.26	6,175.33-	.00	.00	200,052.93	.00	.00	.00	200,052.93
	TOTAL	.743829	1,056,251.23	31,628.66-	.00	.00	1,024,622.57	.00	.00	.00	1,024,622.57
2015	M & O	.645018	2,685.96	.00	546.74	.00	3,232.70	729.97	.00	.00	3,962.67
	I & S	.105026	437.38	.00	89.07	.00	526.45	.00	.00	.00	526.45
	TOTAL	.750044	3,123.34	.00	635.81	.00	3,759.15	729.97	.00	.00	4,489.12
2014	M & O	.599409	603.77	.00	187.38	.00	791.15	167.21	.00	.00	958.36
	I & S	.065324	65.84	.00	20.45	.00	86.29	.00	.00	.00	86.29
	TOTAL	.664733	669.61	.00	207.83	.00	877.44	167.21	.00	.00	1,044.65
2013	M & O	.648630	486.27	.00	202.65	.00	688.92	160.97	.00	.00	849.89
	I & S	.146370	109.73	.00	45.73	.00	155.46	.00	.00	.00	155.46
	TOTAL	.795000	596.00	.00	248.38	.00	844.38	160.97	.00	.00	1,005.35
2012	M & O	.705500	316.10	.00	161.10	.00	477.20	96.78	.00	.00	573.98
	I & S	.063800	28.60	.00	14.56	.00	43.16	.00	.00	.00	43.16
	TOTAL	.769300	344.70	.00	175.66	.00	520.36	96.78	.00	.00	617.14
2011	M & O	.655000	253.87	.00	175.17	.00	429.04	93.81	.00	.00	522.85
	I & S	.061100	23.69	.00	16.36	.00	40.05	.00	.00	.00	40.05
	TOTAL	.716100	277.56	.00	191.53	.00	469.09	93.81	.00	.00	562.90
2010	M & O	.523800	91.63	.00	74.19	.00	165.82	35.60	.00	.00	201.42
	I & S	.038500	6.74	.00	5.46	.00	12.20	.00	.00	.00	12.20
	TOTAL	.562300	98.37	.00	79.65	.00	178.02	35.60	.00	.00	213.62
2009	M & O	.443219	144.82	.00	134.71	.00	279.53	60.32	.00	.00	339.85
	I & S	.034938	11.42	.00	10.61	.00	22.03	.00	.00	.00	22.03
	TOTAL	.478157	156.24	.00	145.32	.00	301.56	60.32	.00	.00	361.88
2008	M & O	.431785	104.47	.00	109.69	.00	214.16	42.83	.00	.00	256.99
	I & S	.000000	.00	.00	.00	.00	.00	.00	.00	.00	.00
	TOTAL	.431785	104.47	.00	109.69	.00	214.16	42.83	.00	.00	256.99
2007	M & O	.408451	12.93	.00	15.13	.00	28.06	5.61	.00	.00	33.67
	I & S	.000000	.00	.00	.00	.00	.00	.00	.00	.00	.00
	TOTAL	.408451	12.93	.00	15.13	.00	28.06	5.61	.00	.00	33.67
2006	M & O	.374932	22.12	.00	28.54	.00	50.66	10.14	.00	.00	60.80
	I & S	.000000	.00	.00	.00	.00	.00	.00	.00	.00	.00
	TOTAL	.374932	22.12	.00	28.54	.00	50.66	10.14	.00	.00	60.80
2005	M & O	.495686	52.14	.00	73.52	.00	125.66	25.14	.00	.00	150.80
	I & S	.000000	.00	.00	.00	.00	.00	.00	.00	.00	.00
	TOTAL	.495686	52.14	.00	73.52	.00	125.66	25.14	.00	.00	150.80

YEAR	FUND	TAX RATE	LEVY PAID	DISCOUNT GIVEN	PENALTY INTEREST	TIF AMOUNT	DISBURSE TOTAL	ATTORNEY	OTHER FEES	REFUND AMOUNT	PAYMENT AMOUNT
2004	M & O	.508900	73.16	.00	111.93	.00	185.09	27.77	.00	.00	212.86
	I & S	.000000	.00	.00	.00	.00	.00	.00	.00	.00	.00
	TOTAL	.508900	73.16	.00	111.93	.00	185.09	27.77	.00	.00	212.86
2003	M & O	.535960	22.35	.00	36.90	.00	59.25	8.89	.00	.00	68.14
	I & S	.000000	.00	.00	.00	.00	.00	.00	.00	.00	.00
	TOTAL	.535960	22.35	.00	36.90	.00	59.25	8.89	.00	.00	68.14
2002	M & O	.491360	5.98	.00	10.58	.00	16.56	2.48	.00	.00	19.04
	I & S	.000000	.00	.00	.00	.00	.00	.00	.00	.00	.00
	TOTAL	.491360	5.98	.00	10.58	.00	16.56	2.48	.00	.00	19.04
2001	M & O	.643820	15.67	.00	29.58	.00	45.25	6.78	.00	.00	52.03
	I & S	.000000	.00	.00	.00	.00	.00	.00	.00	.00	.00
	TOTAL	.643820	15.67	.00	29.58	.00	45.25	6.78	.00	.00	52.03
2000	M & O	.655820	21.58	.00	43.38	.00	64.96	9.74	.00	.00	74.70
	I & S	.000000	.00	.00	.00	.00	.00	.00	.00	.00	.00
	TOTAL	.655820	21.58	.00	43.38	.00	64.96	9.74	.00	.00	74.70
1999	M & O	.650690	24.86	.00	52.95	.00	77.81	11.67	.00	.00	89.48
	I & S	.000000	.00	.00	.00	.00	.00	.00	.00	.00	.00
	TOTAL	.650690	24.86	.00	52.95	.00	77.81	11.67	.00	.00	89.48
1998	M & O	.615847	46.82	.00	93.25	.00	140.07	17.39	.00	.00	157.46
	I & S	.000000	.00	.00	.00	.00	.00	.00	.00	.00	.00
	TOTAL	.615847	46.82	.00	93.25	.00	140.07	17.39	.00	.00	157.46
1997	M & O	.615850	3.26	.00	7.73	.00	10.99	1.65	.00	.00	12.64
	I & S	.000000	.00	.00	.00	.00	.00	.00	.00	.00	.00
	TOTAL	.615850	3.26	.00	7.73	.00	10.99	1.65	.00	.00	12.64
1996	M & O	.791880	11.48	.00	25.02	.00	36.50	4.41	.00	.00	40.91
	I & S	.000000	.00	.00	.00	.00	.00	.00	.00	.00	.00
	TOTAL	.791880	11.48	.00	25.02	.00	36.50	4.41	.00	.00	40.91
1995	M & O	.759740	4.08	.00	10.65	.00	14.73	2.21	.00	.00	16.94
	I & S	.000000	.00	.00	.00	.00	.00	.00	.00	.00	.00
	TOTAL	.759740	4.08	.00	10.65	.00	14.73	2.21	.00	.00	16.94
1993	M & O	.090767	61.53	.00	144.60	.00	206.13	21.69	.00	.00	227.82
	I & S	.000000	.00	.00	.00	.00	.00	.00	.00	.00	.00
	TOTAL	.090767	61.53	.00	144.60	.00	206.13	21.69	.00	.00	227.82
1990	M & O	.076232	3.02	.00	9.68	.00	12.70	1.90	.00	.00	14.60
	I & S	.000000	.00	.00	.00	.00	.00	.00	.00	.00	.00
	TOTAL	.076232	3.02	.00	9.68	.00	12.70	1.90	.00	.00	14.60

11/22/2016 07:49:19 2631288
 TC298-D SELECTION: DEPOSIT
 RECEIPT DATE: ALL

TAX COLLECTION SYSTEM
 DEPOSIT DISTRIBUTION
 FROM: 10/01/2016 THRU 10/31/2016
 JURISDICTION: 0100 BROOKS COUNTY

PAGE: 3
 INCLUDES AG ROLLBACK

YEAR	FUND	TAX RATE	LEVY PAID	DISCOUNT GIVEN	PENALTY INTEREST	TIF AMOUNT	DISBURSE TOTAL	ATTORNEY	OTHER FEES	REFUND AMOUNT	PAYMENT AMOUNT
1988	M & O	.062200	4.33	.00	14.90	.00	19.23	2.88	.00	.00	22.11
	I & S	.000000	.00	.00	.00	.00	.00	.00	.00	.00	.00
	TOTAL	.062200	4.33	.00	14.90	.00	19.23	2.88	.00	.00	22.11
1986	M & O	.042300	2.72	.00	8.84	.00	11.56	1.37	.00	.00	12.93
	I & S	.000000	.00	.00	.00	.00	.00	.00	.00	.00	.00
	TOTAL	.042300	2.72	.00	8.84	.00	11.56	1.37	.00	.00	12.93
1984	M & O	.033500	3.48	.00	13.62	.00	17.10	2.56	.00	.00	19.66
	I & S	.000000	.00	.00	.00	.00	.00	.00	.00	.00	.00
	TOTAL	.033500	3.48	.00	13.62	.00	17.10	2.56	.00	.00	19.66
1982	M & O	.037000	1.21	.00	5.09	.00	6.30	.95	.00	.00	7.25
	I & S	.000000	.00	.00	.00	.00	.00	.00	.00	.00	.00
	TOTAL	.037000	1.21	.00	5.09	.00	6.30	.95	.00	.00	7.25
ALL	M & O		855,102.58	25,453.33-	2,327.52	.00	831,976.77	1,552.72	.00	.00	833,529.49
ALL	I & S		206,911.66	6,175.33-	202.24	.00	200,938.57	.00	.00	.00	200,938.57
ALL	TOTAL		1,062,014.24	31,628.66-	2,529.76	.00	1,032,915.34	1,552.72	.00	.00	1,034,468.06
DIQ	M & O		2,393.65	.00	1,780.78	.00	4,174.43	822.75	.00	.00	4,997.18
DIQ	I & S		246.02	.00	113.17	.00	359.19	.00	.00	.00	359.19
DIQ	TOTAL		2,639.67	.00	1,893.95	.00	4,533.62	822.75	.00	.00	5,356.37
CURR	M & O		852,708.93	25,453.33-	546.74	.00	827,802.34	729.97	.00	.00	828,532.31
CURR	I & S		206,665.64	6,175.33-	89.07	.00	200,579.38	.00	.00	.00	200,579.38
CURR	TOTAL		1,059,374.57	31,628.66-	635.81	.00	1,028,381.72	729.97	.00	.00	1,029,111.69

11/22/2016 07:49:19
 TC298-D
 RECEIPT DATE: ALL

2631288
 DEPOSIT
 FROM: 10/01/2016 THRU 10/31/2016
 JURISDICTION: 0101 BROOKS COUNTY RD AND BRIDGE

TAX COLLECTION SYSTEM
 DEPOSIT DISTRIBUTION
 INCLUDES AG ROLLBACK

PAGE: 4

YEAR	FUND	TAX RATE	LEVY PAID	DISCOUNT GIVEN	PENALTY INTEREST	TIP AMOUNT	DISBURSE TOTAL	ATTORNEY	OTHER FEES	REFUND AMOUNT	PAYMENT AMOUNT
2016	M & O	.150000	212,134.12	6,352.22-	.00	.00	205,781.90	.00	.00	.00	205,781.90
	I & S	.000000	.00	.00	.00	.00	.00	.00	.00	.00	.00
	TOTAL	.150000	212,134.12	6,352.22-	.00	.00	205,781.90	.00	.00	.00	205,781.90
2015	M & O	.114780	479.34	.00	97.55	.00	576.89	112.02	.00	.00	688.91
	I & S	.000000	.00	.00	.00	.00	.00	.00	.00	.00	.00
	TOTAL	.114780	479.34	.00	97.55	.00	576.89	112.02	.00	.00	688.91
2014	M & O	.134093	134.89	.00	41.85	.00	176.74	33.68	.00	.00	210.42
	I & S	.000000	.00	.00	.00	.00	.00	.00	.00	.00	.00
	TOTAL	.134093	134.89	.00	41.85	.00	176.74	33.68	.00	.00	210.42
2013	M & O	.144093	106.97	.00	44.67	.00	151.64	28.89	.00	.00	180.53
	I & S	.000000	.00	.00	.00	.00	.00	.00	.00	.00	.00
	TOTAL	.144093	106.97	.00	44.67	.00	151.64	28.89	.00	.00	180.53
2012	M & O	.119200	53.41	.00	27.23	.00	80.64	15.03	.00	.00	95.67
	I & S	.000000	.00	.00	.00	.00	.00	.00	.00	.00	.00
	TOTAL	.119200	53.41	.00	27.23	.00	80.64	15.03	.00	.00	95.67
2011	M & O	.111000	43.01	.00	29.70	.00	72.71	14.54	.00	.00	87.25
	I & S	.000000	.00	.00	.00	.00	.00	.00	.00	.00	.00
	TOTAL	.111000	43.01	.00	29.70	.00	72.71	14.54	.00	.00	87.25
2010	M & O	.088900	15.54	.00	12.60	.00	28.14	5.63	.00	.00	33.77
	I & S	.000000	.00	.00	.00	.00	.00	.00	.00	.00	.00
	TOTAL	.088900	15.54	.00	12.60	.00	28.14	5.63	.00	.00	33.77
2009	M & O	.081200	26.53	.00	24.68	.00	51.21	10.25	.00	.00	61.46
	I & S	.000000	.00	.00	.00	.00	.00	.00	.00	.00	.00
	TOTAL	.081200	26.53	.00	24.68	.00	51.21	10.25	.00	.00	61.46
2008	M & O	.073310	17.73	.00	18.62	.00	36.35	7.27	.00	.00	43.62
	I & S	.000000	.00	.00	.00	.00	.00	.00	.00	.00	.00
	TOTAL	.073310	17.73	.00	18.62	.00	36.35	7.27	.00	.00	43.62
2007	M & O	.070486	2.23	.00	2.61	.00	4.84	.96	.00	.00	5.80
	I & S	.000000	.00	.00	.00	.00	.00	.00	.00	.00	.00
	TOTAL	.070486	2.23	.00	2.61	.00	4.84	.96	.00	.00	5.80
2006	M & O	.064703	3.82	.00	4.93	.00	8.75	1.75	.00	.00	10.50
	I & S	.000000	.00	.00	.00	.00	.00	.00	.00	.00	.00
	TOTAL	.064703	3.82	.00	4.93	.00	8.75	1.75	.00	.00	10.50
2005	M & O	.085540	9.00	.00	12.70	.00	21.70	4.34	.00	.00	26.04
	I & S	.000000	.00	.00	.00	.00	.00	.00	.00	.00	.00
	TOTAL	.085540	9.00	.00	12.70	.00	21.70	4.34	.00	.00	26.04

YEAR	FUND	TAX RATE	LEVY PAID	DISCOUNT GIVEN	PENALTY INTEREST	TIF AMOUNT	DISBURSE TOTAL	ATTORNEY	OTHER FEES	REPRND AMOUNT	PAYMENT AMOUNT
2004	M & O	.081100	11.65	.00	17.83	.00	29.48	4.44	.00	.00	33.92
	I & S	.000000	.00	.00	.00	.00	.00	.00	.00	.00	.00
	TOTAL	.081100	11.65	.00	17.83	.00	29.48	4.44	.00	.00	33.92
2003	M & O	.101010	4.21	.00	6.97	.00	11.18	1.68	.00	.00	12.86
	I & S	.000000	.00	.00	.00	.00	.00	.00	.00	.00	.00
	TOTAL	.101010	4.21	.00	6.97	.00	11.18	1.68	.00	.00	12.86
2002	M & O	.092600	1.13	.00	1.99	.00	3.12	.46	.00	.00	3.58
	I & S	.000000	.00	.00	.00	.00	.00	.00	.00	.00	.00
	TOTAL	.092600	1.13	.00	1.99	.00	3.12	.46	.00	.00	3.58
2001	M & O	.115330	2.79	.00	5.26	.00	8.05	1.20	.00	.00	9.25
	I & S	.000000	.00	.00	.00	.00	.00	.00	.00	.00	.00
	TOTAL	.115330	2.79	.00	5.26	.00	8.05	1.20	.00	.00	9.25
2000	M & O	.111020	3.65	.00	7.34	.00	10.99	1.65	.00	.00	12.64
	I & S	.000000	.00	.00	.00	.00	.00	.00	.00	.00	.00
	TOTAL	.111020	3.65	.00	7.34	.00	10.99	1.65	.00	.00	12.64
1999	M & O	.087460	3.34	.00	7.11	.00	10.45	1.57	.00	.00	12.02
	I & S	.000000	.00	.00	.00	.00	.00	.00	.00	.00	.00
	TOTAL	.087460	3.34	.00	7.11	.00	10.45	1.57	.00	.00	12.02
1998	M & O	.108919	8.29	.00	16.52	.00	24.81	3.08	.00	.00	27.89
	I & S	.000000	.00	.00	.00	.00	.00	.00	.00	.00	.00
	TOTAL	.108919	8.29	.00	16.52	.00	24.81	3.08	.00	.00	27.89
1997	M & O	.096130	.51	.00	1.21	.00	1.72	.26	.00	.00	1.98
	I & S	.000000	.00	.00	.00	.00	.00	.00	.00	.00	.00
	TOTAL	.096130	.51	.00	1.21	.00	1.72	.26	.00	.00	1.98
1996	M & O	.117290	1.70	.00	3.70	.00	5.40	.65	.00	.00	6.05
	I & S	.000000	.00	.00	.00	.00	.00	.00	.00	.00	.00
	TOTAL	.117290	1.70	.00	3.70	.00	5.40	.65	.00	.00	6.05
1995	M & O	.106050	.56	.00	1.46	.00	2.02	.30	.00	.00	2.32
	I & S	.000000	.00	.00	.00	.00	.00	.00	.00	.00	.00
	TOTAL	.106050	.56	.00	1.46	.00	2.02	.30	.00	.00	2.32
1993	M & O	.009248	6.26	.00	14.71	.00	20.97	2.21	.00	.00	23.18
	I & S	.000000	.00	.00	.00	.00	.00	.00	.00	.00	.00
	TOTAL	.009248	6.26	.00	14.71	.00	20.97	2.21	.00	.00	23.18
1990	M & O	.000000	.14	.00	.49	.00	.63	.10	.00	.00	.73
	I & S	.000000	.00	.00	.00	.00	.00	.00	.00	.00	.00
	TOTAL	.000000	.14	.00	.49	.00	.63	.10	.00	.00	.73

YEAR	FUND	TAX RATE	LEVY PAID	DISCOUNT GIVEN	PENALTY INTEREST	TIF AMOUNT	DISBURSE TOTAL	ATTORNEY	OTHER FEES	REFUND AMOUNT	PAYMENT AMOUNT
1988	M & O	.000000	.52	.00	1.77	.00	2.29	.34	.00	.00	2.63
	I & S	.000000	.00	.00	.00	.00	.00	.00	.00	.00	.00
	TOTAL	.000000	.52	.00	1.77	.00	2.29	.34	.00	.00	2.63
1986	M & O	.000000	.22	.00	.73	.00	.95	.11	.00	.00	1.06
	I & S	.000000	.00	.00	.00	.00	.00	.00	.00	.00	.00
	TOTAL	.000000	.22	.00	.73	.00	.95	.11	.00	.00	1.06
1984	M & O	.000000	.92	.00	3.65	.00	4.57	.69	.00	.00	5.26
	I & S	.000000	.00	.00	.00	.00	.00	.00	.00	.00	.00
	TOTAL	.000000	.92	.00	3.65	.00	4.57	.69	.00	.00	5.26
1982	M & O	.000000	.26	.00	1.10	.00	1.36	.21	.00	.00	1.57
	I & S	.000000	.00	.00	.00	.00	.00	.00	.00	.00	.00
	TOTAL	.000000	.26	.00	1.10	.00	1.36	.21	.00	.00	1.57
ALL	M & O		213,072.74	6,352.22-	408.98	.00	207,129.50	253.31	.00	.00	207,382.81
ALL	I & S		.00	.00	.00	.00	.00	.00	.00	.00	.00
ALL	TOTAL		213,072.74	6,352.22-	408.98	.00	207,129.50	253.31	.00	.00	207,382.81
DIQ	M & O		459.28	.00	311.43	.00	770.71	141.29	.00	.00	912.00
DIQ	I & S		.00	.00	.00	.00	.00	.00	.00	.00	.00
DIQ	TOTAL		459.28	.00	311.43	.00	770.71	141.29	.00	.00	912.00
CURR	M & O		212,613.46	6,352.22-	97.55	.00	206,358.79	112.02	.00	.00	206,470.81
CURR	I & S		.00	.00	.00	.00	.00	.00	.00	.00	.00
CURR	TOTAL		212,613.46	6,352.22-	97.55	.00	206,358.79	112.02	.00	.00	206,470.81

YEAR	FUND	TAX RATE	LEVY PAID	DISCOUNT GIVEN	PENALTY INTEREST	TIP AMOUNT	DISBURSE TOTAL	ATTORNEY	OTHER FEES	REFUND AMOUNT	PAYMENT AMOUNT
2016	M & O	.098837	139,078.27	4,164.84-	.00	.00	134,913.43	.00	.00	.00	134,913.43
	I & S	.000000	.00	.00	.00	.00	.00	.00	.00	.00	.00
	TOTAL	.098837	139,078.27	4,164.84-	.00	.00	134,913.43	.00	.00	.00	134,913.43
2015	M & O	.074702	333.48	.00	67.93	.00	401.41	78.10	.00	.00	479.51
	I & S	.000000	.00	.00	.00	.00	.00	.00	.00	.00	.00
	TOTAL	.074702	333.48	.00	67.93	.00	401.41	78.10	.00	.00	479.51
2014	M & O	.086982	81.03	.00	25.06	.00	106.09	20.16	.00	.00	126.25
	I & S	.000000	.00	.00	.00	.00	.00	.00	.00	.00	.00
	TOTAL	.086982	81.03	.00	25.06	.00	106.09	20.16	.00	.00	126.25
2013	M & O	.086982	60.55	.00	25.15	.00	85.70	16.26	.00	.00	101.96
	I & S	.000000	.00	.00	.00	.00	.00	.00	.00	.00	.00
	TOTAL	.086982	60.55	.00	25.15	.00	85.70	16.26	.00	.00	101.96
2012	M & O	.071900	29.01	.00	14.58	.00	43.59	8.02	.00	.00	51.61
	I & S	.000000	.00	.00	.00	.00	.00	.00	.00	.00	.00
	TOTAL	.071900	29.01	.00	14.58	.00	43.59	8.02	.00	.00	51.61
2011	M & O	.067000	23.67	.00	16.34	.00	40.01	8.02	.00	.00	48.03
	I & S	.000000	.00	.00	.00	.00	.00	.00	.00	.00	.00
	TOTAL	.067000	23.67	.00	16.34	.00	40.01	8.02	.00	.00	48.03
2010	M & O	.054000	7.64	.00	6.18	.00	13.82	2.75	.00	.00	16.57
	I & S	.000000	.00	.00	.00	.00	.00	.00	.00	.00	.00
	TOTAL	.054000	7.64	.00	6.18	.00	13.82	2.75	.00	.00	16.57
2009	M & O	.049200	14.14	.00	13.14	.00	27.28	5.45	.00	.00	32.73
	I & S	.000000	.00	.00	.00	.00	.00	.00	.00	.00	.00
	TOTAL	.049200	14.14	.00	13.14	.00	27.28	5.45	.00	.00	32.73
2008	M & O	.044420	10.00	.00	10.50	.00	20.50	4.10	.00	.00	24.60
	I & S	.000000	.00	.00	.00	.00	.00	.00	.00	.00	.00
	TOTAL	.044420	10.00	.00	10.50	.00	20.50	4.10	.00	.00	24.60
2007	M & O	.049200	1.35	.00	1.58	.00	2.93	.59	.00	.00	3.52
	I & S	.000000	.00	.00	.00	.00	.00	.00	.00	.00	.00
	TOTAL	.049200	1.35	.00	1.58	.00	2.93	.59	.00	.00	3.52
2006	M & O	.039167	1.14	.00	1.47	.00	2.61	.52	.00	.00	3.13
	I & S	.000000	.00	.00	.00	.00	.00	.00	.00	.00	.00
	TOTAL	.039167	1.14	.00	1.47	.00	2.61	.52	.00	.00	3.13
2005	M & O	.051800	3.55	.00	4.99	.00	8.54	1.70	.00	.00	10.24
	I & S	.000000	.00	.00	.00	.00	.00	.00	.00	.00	.00
	TOTAL	.051800	3.55	.00	4.99	.00	8.54	1.70	.00	.00	10.24

YEAR	FUND	TAX RATE	LEVY PAID	DISCOUNT GIVEN	PENALTY INTEREST	TIF AMOUNT	DISBURSE TOTAL	ATTORNEY	OTHER FEES	REFUND AMOUNT	PAYMENT AMOUNT
2004	M & O	.055500	6.94	.00	10.61	.00	17.55	2.63	.00	.00	20.18
	I & S	.000000	.00	.00	.00	.00	.00	.00	.00	.00	.00
	TOTAL	.055500	6.94	.00	10.61	.00	17.55	2.63	.00	.00	20.18
2003	M & O	.067370	2.80	.00	4.61	.00	7.41	1.12	.00	.00	8.53
	I & S	.000000	.00	.00	.00	.00	.00	.00	.00	.00	.00
	TOTAL	.067370	2.80	.00	4.61	.00	7.41	1.12	.00	.00	8.53
2002	M & O	.062050	.75	.00	1.34	.00	2.09	.32	.00	.00	2.41
	I & S	.000000	.00	.00	.00	.00	.00	.00	.00	.00	.00
	TOTAL	.062050	.75	.00	1.34	.00	2.09	.32	.00	.00	2.41
2001	M & O	.090280	2.20	.00	4.12	.00	6.32	.95	.00	.00	7.27
	I & S	.000000	.00	.00	.00	.00	.00	.00	.00	.00	.00
	TOTAL	.090280	2.20	.00	4.12	.00	6.32	.95	.00	.00	7.27
2000	M & O	.077060	2.54	.00	5.11	.00	7.65	1.15	.00	.00	8.80
	I & S	.000000	.00	.00	.00	.00	.00	.00	.00	.00	.00
	TOTAL	.077060	2.54	.00	5.11	.00	7.65	1.15	.00	.00	8.80
1999	M & O	.114380	4.37	.00	9.31	.00	13.68	2.06	.00	.00	15.74
	I & S	.000000	.00	.00	.00	.00	.00	.00	.00	.00	.00
	TOTAL	.114380	4.37	.00	9.31	.00	13.68	2.06	.00	.00	15.74
1998	M & O	.064936	4.94	.00	9.83	.00	14.77	1.84	.00	.00	16.61
	I & S	.000000	.00	.00	.00	.00	.00	.00	.00	.00	.00
	TOTAL	.064936	4.94	.00	9.83	.00	14.77	1.84	.00	.00	16.61
1997	M & O	.058920	.31	.00	.73	.00	1.04	.16	.00	.00	1.20
	I & S	.000000	.00	.00	.00	.00	.00	.00	.00	.00	.00
	TOTAL	.058920	.31	.00	.73	.00	1.04	.16	.00	.00	1.20
1996	M & O	.078190	1.12	.00	2.47	.00	3.59	.43	.00	.00	4.02
	I & S	.000000	.00	.00	.00	.00	.00	.00	.00	.00	.00
	TOTAL	.078190	1.12	.00	2.47	.00	3.59	.43	.00	.00	4.02
1995	M & O	.069450	.37	.00	.97	.00	1.34	.20	.00	.00	1.54
	I & S	.000000	.00	.00	.00	.00	.00	.00	.00	.00	.00
	TOTAL	.069450	.37	.00	.97	.00	1.34	.20	.00	.00	1.54
1993	M & O	.007657	5.18	.00	12.17	.00	17.35	1.83	.00	.00	19.18
	I & S	.000000	.00	.00	.00	.00	.00	.00	.00	.00	.00
	TOTAL	.007657	5.18	.00	12.17	.00	17.35	1.83	.00	.00	19.18
1990	M & O	.003686	.14	.00	.47	.00	.61	.09	.00	.00	.70
	I & S	.000000	.00	.00	.00	.00	.00	.00	.00	.00	.00
	TOTAL	.003686	.14	.00	.47	.00	.61	.09	.00	.00	.70

11/22/2016 07:49:19 2631288
 TC298-D SELECTION: DEPOSIT
 RECEIPT DATE: ALL

TAX COLLECTION SYSTEM
 DEPOSIT DISTRIBUTION
 FROM: 10/01/2016 THRU 10/31/2016
 JURISDICTION: 0104 BROOKS COUNTY FM FC

PAGE: 14
 INCLUDES AG ROLLBACK

YEAR	FUND	TAX RATE	LEVY PAID	DISCOUNT GIVEN	PENALTY INTEREST	TIF AMOUNT	DISBURSE TOTAL	ATTORNEY	OTHER FEES	REFUND AMOUNT	PAYMENT AMOUNT
1988	M & O	.007700	.53	.00	1.84	.00	2.37	.36	.00	.00	2.73
	I & S	.000000	.00	.00	.00	.00	.00	.00	.00	.00	.00
	TOTAL	.007700	.53	.00	1.84	.00	2.37	.36	.00	.00	2.73
1986	M & O	.005000	.33	.00	1.05	.00	1.38	.16	.00	.00	1.54
	I & S	.000000	.00	.00	.00	.00	.00	.00	.00	.00	.00
	TOTAL	.005000	.33	.00	1.05	.00	1.38	.16	.00	.00	1.54
1984	M & O	.012000	1.23	.00	4.87	.00	6.10	.92	.00	.00	7.02
	I & S	.000000	.00	.00	.00	.00	.00	.00	.00	.00	.00
	TOTAL	.012000	1.23	.00	4.87	.00	6.10	.92	.00	.00	7.02
1982	M & O	.015000	.49	.00	2.06	.00	2.55	.38	.00	.00	2.93
	I & S	.000000	.00	.00	.00	.00	.00	.00	.00	.00	.00
	TOTAL	.015000	.49	.00	2.06	.00	2.55	.38	.00	.00	2.93
ALL	M & O		139,678.07	4,164.84-	258.48	.00	135,771.71	160.27	.00	.00	135,931.98
ALL	I & S		.00	.00	.00	.00	.00	.00	.00	.00	.00
ALL	TOTAL		139,678.07	4,164.84-	258.48	.00	135,771.71	160.27	.00	.00	135,931.98
DIQ	M & O		266.32	.00	190.55	.00	456.87	82.17	.00	.00	539.04
DIQ	I & S		.00	.00	.00	.00	.00	.00	.00	.00	.00
DIQ	TOTAL		266.32	.00	190.55	.00	456.87	82.17	.00	.00	539.04
CURR	M & O		139,411.75	4,164.84-	67.93	.00	135,314.84	78.10	.00	.00	135,392.94
CURR	I & S		.00	.00	.00	.00	.00	.00	.00	.00	.00
CURR	TOTAL		139,411.75	4,164.84-	67.93	.00	135,314.84	78.10	.00	.00	135,392.94

FISCAL START: 10/01/2016 END: 09/30/2017 JURISDICTION: 0100 BROOKS COUNTY

CURRENT YEAR	CERT TAXABLE VALUE	ADJUSTMENTS	ADJ TAX VALUE	TAX RATE	TAX LEVY	PAID ACCTS
	483,891,963	210,361-	483,681,602	00.743829	3,551,457.93	7,713

YEAR	TAXES DUE	MONTH ADJ	ADJUSTMENT YTD	LEVY PAID	PAID YTD	BALANCE	COLL %	YTD UNCOLL
2016	3,605,975.08	54,517.15-	54,517.15-	1,056,251.23	1,056,251.23	2,495,206.70	29.74	0.00
2015	236,531.62	11,387.59-	11,387.59-	3,123.34	3,123.34	222,020.69	1.39	0.00
2014	117,105.17	538.92	538.92	669.61	669.61	116,964.48	.57	0.00
2013	112,483.00	621.87	621.87	596.00	596.00	112,508.87	.53	10.72-
2012	62,905.01	601.76	601.76	344.70	344.70	63,162.07	.54	10.37-
2011	49,015.80	9.65-	9.65-	277.56	277.56	48,728.59	.57	9.65-
2010	34,581.40	7.58-	7.58-	98.37	98.37	34,475.45	.28	7.58-
2009	26,287.95	6.44-	6.44-	156.24	156.24	26,125.27	.59	6.44-
2008	17,464.80	5.82-	5.82-	104.47	104.47	17,354.51	.60	5.82-
2007	14,949.43	5.51-	5.51-	12.93	12.93	14,930.99	.09	5.51-
2006	14,641.61	5.06-	5.06-	22.12	22.12	14,614.43	.15	5.06-
2005	15,692.18	6.69-	6.69-	52.14	52.14	15,633.35	.33	6.69-
2004	14,172.72	6.87-	6.87-	73.16	73.16	14,092.69	.52	6.87-
2003	13,978.67	7.24-	7.24-	22.35	22.35	13,949.08	.16	7.24-
2002	11,874.39	6.63-	6.63-	5.98	5.98	11,861.78	.05	6.63-
2001	18,782.42	8.75-	8.75-	15.67	15.67	18,758.00	.08	8.75-
2000	14,957.34	8.85-	8.85-	21.58	21.58	14,926.91	.14	8.85-
1999	16,051.09	8.78-	8.78-	24.86	24.86	16,017.45	.15	8.78-
1998	14,515.33	8.31-	8.31-	46.82	46.82	14,460.20	.32	8.31-
1997	15,422.18	8.31-	8.31-	3.26	3.26	15,410.61	.02	8.31-
1996	16,596.14	10.69-	10.69-	11.48	11.48	16,573.97	.07	10.69-
1995	130,364.14	104.82-	104.82-	80.37	80.37	130,178.95	.06	104.82-
****	4,574,347.47	64,378.19-	64,378.19-	1,062,014.24	1,062,014.24	3,447,955.04		247.09-

FISCAL START: 10/01/2016 END: 09/30/2017 JURISDICTION: 0101 BROOKS COUNTY RD AND BRIDGE

CERT TAXABLE VALUE 483,891,963 ADJUSTMENTS 210,361- ADJ TAX VALUE 483,681,602 TAX RATE 00.150000 TAX LEVY 713,712.50 PAID ACCTS 7,712
 CURRENT YEAR 880,245.40 12,444.33- 12,444.33- 213,072.74 213,072.74 654,728.33 33.85-

YEAR	TAXES DUE	MONTH ADJ	ADJUSTMENT YTD	LEVY PAID	PAID YTD	BALANCE	COLL %	YTD UNCOLL
2016	724,696.51	10,984.01-	10,984.01-	212,134.12	212,134.12	501,578.38	29.72	0.00
2015	36,299.24	1,742.66-	1,742.66-	479.34	479.34	34,077.24	1.39	0.00
2014	23,402.17	106.70	106.70	134.89	134.89	23,373.98	.57	0.00
2013	20,270.02	112.71	112.71	106.97	106.97	20,275.76	.52	1.94-
2012	9,783.87	93.23	93.23	53.41	53.41	9,823.69	.54	1.61-
2011	7,635.61	1.50-	1.50-	43.01	43.01	7,591.10	.56	1.50-
2010	5,492.61	1.20-	1.20-	15.54	15.54	5,475.87	.28	1.20-
2009	4,444.96	1.09-	1.09-	26.53	26.53	4,417.34	.60	1.09-
2008	2,963.99	.99-	0.99-	17.73	17.73	2,945.27	.60	0.99-
2007	2,578.35	.95-	0.95-	2.23	2.23	2,575.17	.09	0.95-
2006	2,153.33	.87-	0.87-	3.82	3.82	2,148.64	.18	0.87-
2005	2,690.24	1.15-	1.15-	9.00	9.00	2,680.09	.33	1.15-
2004	2,258.63	1.09-	1.09-	11.65	11.65	2,245.89	.52	1.09-
2003	2,634.53	1.36-	1.36-	4.21	4.21	2,628.96	.16	1.36-
2002	2,238.09	1.25-	1.25-	1.13	1.13	2,235.71	.05	1.25-
2001	5,333.83	1.56-	1.56-	2.79	2.79	5,329.48	.05	1.56-
2000	2,519.57	1.50-	1.50-	3.65	3.65	2,514.42	.14	1.50-
1999	2,457.37	1.18-	1.18-	3.34	3.34	2,452.85	.14	1.18-
1998	2,567.08	1.47-	1.47-	8.29	8.29	2,557.32	.32	1.47-
1997	2,407.33	1.30-	1.30-	0.51	0.51	2,405.52	.02	1.30-
1996	2,458.13	1.58-	1.58-	1.70	1.70	2,454.85	.07	1.58-
1995	12,959.94	10.26-	10.26-	8.88	8.88	12,940.80	.07	10.26-
****	880,245.40	12,444.33-	12,444.33-	213,072.74	213,072.74	654,728.33		33.85-

FISCAL START: 10/01/2016 END: 09/30/2017 JURISDICTION: 0104 BROOKS COUNTY FM FC

CURRENT YEAR	CERT TAXABLE VALUE	ADJUSTMENTS	ADJ TAX VALUE	TAX RATE	TAX LEVY	PAID ACCTS
481,360,910	174,456-	481,186,454	00.098837	467,376.53	7,755	

YEAR	TAXES DUE	MONTH ADJ	ADJUSTMENT YTD	LEVY PAID	PAID YTD	BALANCE	COLL %	YTD UNCOLL
2016	474,577.55	7,201.02-	7,201.02-	139,078.27	139,078.27	328,298.26	29.76	0.00
2015	23,000.66	1,127.44-	1,127.44-	333.48	333.48	21,539.74	1.52	0.00
2014	14,763.12	74.42	74.42	81.03	81.03	14,756.51	.55	0.00
2013	11,916.49	73.25	73.25	60.55	60.55	11,929.19	.51	1.17-
2012	5,669.69	60.55	60.55	29.01	29.01	5,701.23	.51	0.97-
2011	4,417.26	-90-	0.90-	23.67	23.67	4,392.69	.54	0.90-
2010	3,196.71	-73-	0.73-	7.64	7.64	3,188.34	.24	0.73-
2009	2,579.69	-66-	0.66-	14.14	14.14	2,564.89	.55	0.66-
2008	1,685.72	-60-	0.60-	10.00	10.00	1,675.12	.59	0.60-
2007	1,470.02	-58-	0.58-	1.35	1.35	1,468.09	.09	0.58-
2006	1,218.77	-53-	0.53-	1.14	1.14	1,217.10	.09	0.53-
2005	1,567.49	-70-	0.70-	3.55	3.55	1,563.24	.23	0.70-
2004	1,475.83	-75-	0.75-	6.94	6.94	1,468.14	.47	0.75-
2003	1,676.88	-91-	0.91-	2.80	2.80	1,673.17	.17	0.91-
2002	1,423.03	-84-	0.84-	0.75	0.75	1,421.44	.05	0.84-
2001	2,532.84	-1.22-	1.22-	2.20	2.20	2,529.42	.09	1.22-
2000	1,687.73	-1.04-	1.04-	2.54	2.54	1,684.15	.15	1.04-
1999	2,664.41	-1.54-	1.54-	4.37	4.37	2,658.50	.16	1.54-
1998	1,452.34	-88-	0.88-	4.94	4.94	1,446.52	.34	0.88-
1997	1,396.57	-80-	0.80-	0.31	0.31	1,395.46	.02	0.80-
1996	1,546.93	-1.06-	1.06-	1.12	1.12	1,544.75	.07	1.06-
1995	11,556.10	-9.81-	9.81-	8.27	8.27	11,538.02	.07	9.81-
****	573,475.83	8,143.79-	8,143.79-	139,678.07	139,678.07	425,653.97		25.69-

RESOLUTION

A RESOLUTION OF COUNTY of BROOKS, TEXAS, SELECTING PROFESSIONAL SERVICE PROVIDERS FOR THE 2017-2018 TEXAS COMMUNITY DEVELOPMENT BLOCK GRANT COMMUNITY DEVELOPMENT FUND PROJECT.

WHEREAS, the 2017-2018 TxCDBG Community Development Fund contract requires implementation by professionals experienced in the administration of federally-funded community development projects;

WHEREAS, in order to identify qualified and responsive providers for these services a Request for Proposals

(RFP) process for administration services and a Request for Qualifications (RFQ) for engineering services has been completed in accordance with Texas CDBG requirements;

WHEREAS, the proposals received by the due date have been reviewed to determine the most qualified and responsive providers for each professional service;

NOW, THEREFORE, BE IT RESOLVED:

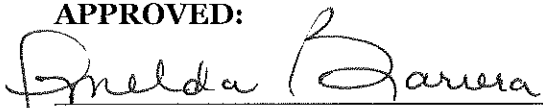
Section 1A. That GRANTWORKS be selected Texas CDBG project-related **Administration services** for the 2017-2018 Community Development Fund project.

Section 1B. That LNV be selected to provide Texas CDBG project-related professional engineering services for the 2017-2018 Community Development Fund project.

Section 2. That any and all contracts or commitments made with the above-named services providers are dependent on the successful negotiation of a contract with the service provider;


PASSED AND APPROVED ON November 22, 2016.

APPROVED:



Brooks County Judge Imelda Barrera

ATTEST:



County Clerk