

MONTHLY DISBURSE TOTALS
MAY 2017

Current M&O	\$	16,899.52	Attorney Fees Collected		
Current M&O Discount	\$	1.82			
Current I&S	\$	4,100.00	M&O/Debt	\$	2,171.83
CAD Portion General	\$	0.20	Road & Bridge	\$	367.43
Current I&S Discount	\$	0.44	FM/FC	\$	225.38
Current Road & Bridge	\$	4,182.54	Attorney Fee Remittance	\$	2,764.64
Current Road & Bridge Discount	\$	0.46			
CAD Portion R&B	\$	0.04			
County Ad Valorem	\$	25,179.10	Interest	\$	17.80
Delinquent M&O	\$	5,739.11	Overpayment/Tolerance	\$	-
Debt	\$	0.07			
Delinquent I&S	\$	728.14	Miscellaneous Fees	\$	-
Delinquent Road & Bridge	\$	1,084.33	Beer License Renewal	\$	-
Total Delinquent CO/RB	\$	7,551.65			
M&O Current Penalty & Interest	\$	1,961.79	Tax Certificates	\$	-
Delinquent M&O Penalties & Interest	\$	3,834.25			
Debt Penalties & Interest	\$	0.18			
Current I&S Penalty & Interest	\$	475.96			
Delinquent I&S Penalties & Interest	\$	318.43			
Current R&B Penalties & Interest	\$	490.01			
Delinquent R&B Penalties & Interest	\$	671.03			
Total Penalty & Interest	\$	7,751.65			
Total CO/RB Ad Valorem Tax	\$	40,482.40			
Current M&O	\$	2,721.59	Farm to Market Disburse Totals		
Delinquent M&O	\$	657.97			
CAD Portion	\$	0.02			
Total M&O All Years	\$	3,379.54			
Current Penalty & Interest	\$	319.28			
Delinquent Penalty & Interest	\$	430.60			
Total Penalty & Interest	\$	749.88			
Discount	\$	0.30			
Total Farm to Market Remittance	\$	4,129.12	Total County Remittance	\$	\$44,611.52

YEAR	FUND	TAX RATE	LEVY PAID	DISCOUNT GIVEN	PENALTY INTEREST	TIF AMOUNT	DISBURSE TOTAL	ATTORNEY	OTHER FEES	REFUND AMOUNT	PAYMENT AMOUNT
2016	M & O	-.598600	16,899.52	1.82-	1,961.79	.00	18,859.49	168.00	.00	.00	19,027.49
	I & S	.145229	4,100.00	.44-	475.96	.00	4,575.52	.00	.00	.00	4,575.52
	TOTAL	.743829	20,999.52	2.26-	2,437.75	.00	23,435.01	168.00	.00	.00	23,603.01
2015	M & O	.645018	1,686.26	.00	467.03	.00	2,153.29	500.25	.00	.00	2,653.54
	I & S	.105026	274.60	.00	76.09	.00	350.69	.00	.00	.00	350.69
	TOTAL	.750044	1,960.86	.00	543.12	.00	2,503.98	500.25	.00	.00	3,004.23
2014	M & O	-.599409	1,040.67	.00	405.11	.00	1,445.78	313.07	.00	.00	1,758.85
	I & S	.065324	113.41	.00	44.14	.00	157.55	.00	.00	.00	157.55
	TOTAL	-.664733	1,154.08	.00	449.25	.00	1,603.33	313.07	.00	.00	1,916.40
2013	M & O	.648630	985.17	.00	512.73	.00	1,497.90	367.15	.00	.00	1,865.05
	I & S	-.146370	222.33	.00	115.69	.00	338.02	.00	.00	.00	338.02
	TOTAL	.795000	1,207.50	.00	628.42	.00	1,835.92	367.15	.00	.00	2,203.07
2012	M & O	.705500	826.71	.00	526.31	.00	1,353.02	295.02	.00	.00	1,648.04
	I & S	.063800	74.73	.00	47.58	.00	122.31	.00	.00	.00	122.31
	TOTAL	.769300	901.44	.00	573.89	.00	1,475.33	295.02	.00	.00	1,770.35
2011	M & O	.655000	323.14	.00	245.58	.00	568.72	124.35	.00	.00	693.07
	I & S	-.061100	30.14	.00	22.92	.00	53.06	.00	.00	.00	53.06
	TOTAL	.716100	353.28	.00	268.50	.00	621.78	124.35	.00	.00	746.13
2010	M & O	-.523800	102.53	.00	90.21	.00	192.74	41.39	.00	.00	234.13
	I & S	.038500	7.53	.00	6.61	.00	14.14	.00	.00	.00	14.14
	TOTAL	-.562300	110.06	.00	96.82	.00	206.88	41.39	.00	.00	248.27
2009	M & O	.443219	68.65	.00	68.60	.00	137.25	29.60	.00	.00	166.85
	I & S	-.034938	5.40	.00	5.40	.00	10.80	.00	.00	.00	10.80
	TOTAL	.478157	74.05	.00	74.00	.00	148.05	29.60	.00	.00	177.65
2008	M & O	.431785	108.43	.00	120.34	.00	228.77	45.32	.00	.00	274.09
	I & S	.000000	.00	.00	.00	.00	.00	.00	.00	.00	.00
	TOTAL	.431785	108.43	.00	120.34	.00	228.77	45.32	.00	.00	274.09
2007	M & O	.408451	3.92	.00	4.86	.00	8.78	1.75	.00	.00	10.53
	I & S	.000000	.00	.00	.00	.00	.00	.00	.00	.00	.00
	TOTAL	.408451	3.92	.00	4.86	.00	8.78	1.75	.00	.00	10.53
2006	M & O	.374932	12.13	.00	16.50	.00	28.63	5.73	.00	.00	34.36
	I & S	.000000	.00	.00	.00	.00	.00	.00	.00	.00	.00
	TOTAL	.374932	12.13	.00	16.50	.00	28.63	5.73	.00	.00	34.36
2005	M & O	.495686	7.11	.00	10.52	.00	17.63	3.53	.00	.00	21.16
	I & S	.000000	.00	.00	.00	.00	.00	.00	.00	.00	.00
	TOTAL	.495686	7.11	.00	10.52	.00	17.63	3.53	.00	.00	21.16

YEAR	FUND	TAX RATE	LEVY PAID	DISCOUNT GIVEN	PENALTY INTEREST	TIF AMOUNT	DISBURSE TOTAL	ATTORNEY	OTHER FEES	REFUND AMOUNT	PAYMENT AMOUNT
2004	M & O	.508900	20.73	.00	33.15	.00	53.88	8.08	.00	.00	61.96
	I & S	.000000	.00	.00	.00	.00	.00	.00	.00	.00	.00
	TOTAL	.508900	20.73	.00	33.15	.00	53.88	8.08	.00	.00	61.96
2003	M & O	.535960	40.41	.00	69.51	.00	109.92	16.49	.00	.00	126.41
	I & S	.000000	.00	.00	.00	.00	.00	.00	.00	.00	.00
	TOTAL	.535960	40.41	.00	69.51	.00	109.92	16.49	.00	.00	126.41
2002	M & O	.491360	47.88	.00	88.10	.00	135.98	20.39	.00	.00	156.37
	I & S	.000000	.00	.00	.00	.00	.00	.00	.00	.00	.00
	TOTAL	.491360	47.88	.00	88.10	.00	135.98	20.39	.00	.00	156.37
2001	M & O	.643820	51.33	.00	100.09	.00	151.42	22.71	.00	.00	174.13
	I & S	.000000	.00	.00	.00	.00	.00	.00	.00	.00	.00
	TOTAL	.643820	51.33	.00	100.09	.00	151.42	22.71	.00	.00	174.13
1999	M & O	.650690	67.54	.00	148.59	.00	216.13	32.42	.00	.00	248.55
	I & S	.000000	.00	.00	.00	.00	.00	.00	.00	.00	.00
	TOTAL	.650690	67.54	.00	148.59	.00	216.13	32.42	.00	.00	248.55
1998	M & O	.615847	63.92	.00	148.29	.00	212.21	31.83	.00	.00	244.04
	I & S	.000000	.00	.00	.00	.00	.00	.00	.00	.00	.00
	TOTAL	.615847	63.92	.00	148.29	.00	212.21	31.83	.00	.00	244.04
1997	M & O	.615850	63.93	.00	155.99	.00	219.92	32.99	.00	.00	252.91
	I & S	.000000	.00	.00	.00	.00	.00	.00	.00	.00	.00
	TOTAL	.615850	63.93	.00	155.99	.00	219.92	32.99	.00	.00	252.91
1996	M & O	.791880	7.19	.00	14.65	.00	21.84	2.18	.00	.00	24.02
	I & S	.000000	.00	.00	.00	.00	.00	.00	.00	.00	.00
	TOTAL	.791880	7.19	.00	14.65	.00	21.84	2.18	.00	.00	24.02
1995	M & O	.769740	85.43	.00	228.96	.00	314.39	47.16	.00	.00	361.55
	I & S	.000000	.00	.00	.00	.00	.00	.00	.00	.00	.00
	TOTAL	.769740	85.43	.00	228.96	.00	314.39	47.16	.00	.00	361.55
1994	M & O	.079729	18.73	.00	52.43	.00	71.16	10.67	.00	.00	81.83
	I & S	.000000	.00	.00	.00	.00	.00	.00	.00	.00	.00
	TOTAL	.079729	18.73	.00	52.43	.00	71.16	10.67	.00	.00	81.83
1993	M & O	.090767	55.04	.00	160.60	.00	215.64	32.31	.00	.00	247.95
	I & S	.000000	.00	.00	.00	.00	.00	.00	.00	.00	.00
	TOTAL	.090767	55.04	.00	160.60	.00	215.64	32.31	.00	.00	247.95
1991	M & O	.076403	12.13	.00	38.30	.00	50.43	7.56	.00	.00	57.99
	I & S	.000000	.00	.00	.00	.00	.00	.00	.00	.00	.00
	TOTAL	.076403	12.13	.00	38.30	.00	50.43	7.56	.00	.00	57.99

YEAR	FUND	TAX RATE	LEVY PAID	DISCOUNT GIVEN	PENALTY INTEREST	TTF AMOUNT	DISBURSE TOTAL	ATTORNEY	OTHER FEES	REFUND AMOUNT	PAYMENT AMOUNT
1989	M & O	.066489	22.14	.00	61.92	.00	84.06	.00	.00	.00	84.06
	I & S	.000000	.00	.00	.00	.00	.00	.00	.00	.00	.00
	TOTAL	.066489	22.14	.00	61.92	.00	84.06	.00	.00	.00	84.06
1988	M & O	.062200	1.68	.00	5.91	.00	7.59	1.14	.00	.00	8.73
	I & S	.000000	.00	.00	.00	.00	.00	.00	.00	.00	.00
	TOTAL	.062200	1.68	.00	5.91	.00	7.59	1.14	.00	.00	8.73
1987	M & O	.046700	4.66	.00	16.39	.00	21.05	2.98	.00	.00	24.03
	I & S	.000000	.00	.00	.00	.00	.00	.00	.00	.00	.00
	TOTAL	.046700	4.66	.00	16.39	.00	21.05	2.98	.00	.00	24.03
1986	M & O	.042300	4.15	.00	13.64	.00	17.79	2.09	.00	.00	19.88
	I & S	.000000	.00	.00	.00	.00	.00	.00	.00	.00	.00
	TOTAL	.042300	4.15	.00	13.64	.00	17.79	2.09	.00	.00	19.88
1985	M & O	.041400	1.92	.00	7.45	.00	9.37	1.41	.00	.00	10.78
	I & S	.000000	.00	.00	.00	.00	.00	.00	.00	.00	.00
	TOTAL	.041400	1.92	.00	7.45	.00	9.37	1.41	.00	.00	10.78
1984	M & O	.033500	4.86	.00	19.44	.00	24.30	3.65	.00	.00	27.95
	I & S	.000000	.00	.00	.00	.00	.00	.00	.00	.00	.00
	TOTAL	.033500	4.86	.00	19.44	.00	24.30	3.65	.00	.00	27.95
1982	M & O	.037000	.72	.00	3.05	.00	3.77	.57	.00	.00	4.34
	I & S	.000000	.00	.00	.00	.00	.00	.00	.00	.00	.00
	TOTAL	.037000	.72	.00	3.05	.00	3.77	.57	.00	.00	4.34
ALL	M & O		22,638.63	1.82-	5,796.04	.00	28,432.85	2,171.79	.00	.00	30,604.64
ALL	I & S		4,828.14	.44-	794.39	.00	5,622.09	.00	.00	.00	5,622.09
ALL	TOTAL		27,466.77	2.26-	6,590.43	.00	34,054.94	2,171.79	.00	.00	36,226.73
DLQ	M & O		5,739.11	.00	3,834.25	.00	9,573.36	2,003.79	.00	.00	11,577.15
DLQ	I & S		728.14	.00	318.43	.00	1,046.57	.00	.00	.00	1,046.57
DLQ	TOTAL		6,467.25	.00	4,152.68	.00	10,619.93	2,003.79	.00	.00	12,623.72
CURR	M & O		16,899.52	1.82-	1,961.79	.00	18,859.49	168.00	.00	.00	19,027.49
CURR	I & S		4,100.00	.44-	475.96	.00	4,575.52	.00	.00	.00	4,575.52
CURR	TOTAL		20,999.52	2.26-	2,437.75	.00	23,435.01	168.00	.00	.00	23,603.01

YEAR	FUND	TAX RATE	LEVY PAID	DISCOUNT GIVEN	PENALTY INTEREST	TIF AMOUNT	DISBURSE TOTAL	ATTORNEY	OTHER FEES	REFUND AMOUNT	PAYMENT AMOUNT
2016	M & O	.150000	4,182.54	.46-	490.01	.00	4,672.09	33.76	.00	.00	4,705.85
	I & S	.000000	.00	.00	.00	.00	.00	.00	.00	.00	.00
	TOTAL	.150000	4,182.54	.46-	490.01	.00	4,672.09	33.76	.00	.00	4,705.85
2015	M & O	.114780	300.07	.00	83.09	.00	383.16	76.55	.00	.00	459.71
	I & S	.000000	.00	.00	.00	.00	.00	.00	.00	.00	.00
	TOTAL	.114780	300.07	.00	83.09	.00	383.16	76.55	.00	.00	459.71
2014	M & O	.134093	232.89	.00	90.59	.00	323.48	63.15	.00	.00	386.63
	I & S	.000000	.00	.00	.00	.00	.00	.00	.00	.00	.00
	TOTAL	.134093	232.89	.00	90.59	.00	323.48	63.15	.00	.00	386.63
2013	M & O	.144093	218.53	.00	113.72	.00	332.25	66.45	.00	.00	398.70
	I & S	.000000	.00	.00	.00	.00	.00	.00	.00	.00	.00
	TOTAL	.144093	218.53	.00	113.72	.00	332.25	66.45	.00	.00	398.70
2012	M & O	.119200	139.68	.00	88.97	.00	228.65	45.73	.00	.00	274.38
	I & S	.000000	.00	.00	.00	.00	.00	.00	.00	.00	.00
	TOTAL	.119200	139.68	.00	88.97	.00	228.65	45.73	.00	.00	274.38
2011	M & O	.111000	54.77	.00	41.61	.00	96.38	19.25	.00	.00	115.63
	I & S	.000000	.00	.00	.00	.00	.00	.00	.00	.00	.00
	TOTAL	.111000	54.77	.00	41.61	.00	96.38	19.25	.00	.00	115.63
2010	M & O	.088900	17.41	.00	15.29	.00	32.70	6.55	.00	.00	39.25
	I & S	.000000	.00	.00	.00	.00	.00	.00	.00	.00	.00
	TOTAL	.088900	17.41	.00	15.29	.00	32.70	6.55	.00	.00	39.25
2009	M & O	.081200	12.57	.00	12.56	.00	25.13	5.03	.00	.00	30.16
	I & S	.000000	.00	.00	.00	.00	.00	.00	.00	.00	.00
	TOTAL	.081200	12.57	.00	12.56	.00	25.13	5.03	.00	.00	30.16
2008	M & O	.073310	18.39	.00	20.44	.00	38.83	7.71	.00	.00	46.54
	I & S	.000000	.00	.00	.00	.00	.00	.00	.00	.00	.00
	TOTAL	.073310	18.39	.00	20.44	.00	38.83	7.71	.00	.00	46.54
2007	M & O	.070486	.68	.00	.83	.00	1.51	.30	.00	.00	1.81
	I & S	.000000	.00	.00	.00	.00	.00	.00	.00	.00	.00
	TOTAL	.070486	.68	.00	.83	.00	1.51	.30	.00	.00	1.81
2006	M & O	.064703	2.10	.00	2.86	.00	4.96	.99	.00	.00	5.95
	I & S	.000000	.00	.00	.00	.00	.00	.00	.00	.00	.00
	TOTAL	.064703	2.10	.00	2.86	.00	4.96	.99	.00	.00	5.95
2005	M & O	.085540	1.23	.00	1.83	.00	3.06	.61	.00	.00	3.67
	I & S	.000000	.00	.00	.00	.00	.00	.00	.00	.00	.00
	TOTAL	.085540	1.23	.00	1.83	.00	3.06	.61	.00	.00	3.67

YEAR	FUND	TAX RATE	LEVY PAID	DISCOUNT GIVEN	PENALTY INTEREST	TIP AMOUNT	DISBURSE TOTAL	ATTORNEY	OTHER FEES	REFUND AMOUNT	PAYMENT AMOUNT
2004	M & O	.081100	3.30	.00	5.27	.00	8.57	1.29	.00	.00	9.86
	I & S	.000000	.00	.00	.00	.00	.00	.00	.00	.00	.00
	TOTAL	.081100	3.30	.00	5.27	.00	8.57	1.29	.00	.00	9.86
2003	M & O	.101010	7.62	.00	13.11	.00	20.73	3.11	.00	.00	23.84
	I & S	.000000	.00	.00	.00	.00	.00	.00	.00	.00	.00
	TOTAL	.101010	7.62	.00	13.11	.00	20.73	3.11	.00	.00	23.84
2002	M & O	.092600	9.02	.00	16.62	.00	25.64	3.85	.00	.00	29.49
	I & S	.000000	.00	.00	.00	.00	.00	.00	.00	.00	.00
	TOTAL	.092600	9.02	.00	16.62	.00	25.64	3.85	.00	.00	29.49
2001	M & O	.115330	9.13	.00	17.80	.00	26.93	4.04	.00	.00	30.97
	I & S	.000000	.00	.00	.00	.00	.00	.00	.00	.00	.00
	TOTAL	.115330	9.13	.00	17.80	.00	26.93	4.04	.00	.00	30.97
1999	M & O	.087460	9.08	.00	19.98	.00	29.06	4.36	.00	.00	33.42
	I & S	.000000	.00	.00	.00	.00	.00	.00	.00	.00	.00
	TOTAL	.087460	9.08	.00	19.98	.00	29.06	4.36	.00	.00	33.42
1998	M & O	.108919	11.31	.00	26.24	.00	37.55	5.63	.00	.00	43.18
	I & S	.000000	.00	.00	.00	.00	.00	.00	.00	.00	.00
	TOTAL	.108919	11.31	.00	26.24	.00	37.55	5.63	.00	.00	43.18
1997	M & O	.096130	9.98	.00	24.35	.00	34.33	5.15	.00	.00	39.48
	I & S	.000000	.00	.00	.00	.00	.00	.00	.00	.00	.00
	TOTAL	.096130	9.98	.00	24.35	.00	34.33	5.15	.00	.00	39.48
1996	M & O	.117290	1.07	.00	2.18	.00	3.25	.32	.00	.00	3.57
	I & S	.000000	.00	.00	.00	.00	.00	.00	.00	.00	.00
	TOTAL	.117290	1.07	.00	2.18	.00	3.25	.32	.00	.00	3.57
1995	M & O	.106050	11.78	.00	31.57	.00	43.35	6.50	.00	.00	49.85
	I & S	.000000	.00	.00	.00	.00	.00	.00	.00	.00	.00
	TOTAL	.106050	11.78	.00	31.57	.00	43.35	6.50	.00	.00	49.85
1994	M & O	.010605	2.49	.00	6.97	.00	9.46	1.42	.00	.00	10.88
	I & S	.000000	.00	.00	.00	.00	.00	.00	.00	.00	.00
	TOTAL	.010605	2.49	.00	6.97	.00	9.46	1.42	.00	.00	10.88
1993	M & O	.009248	5.59	.00	16.34	.00	21.93	3.29	.00	.00	25.22
	I & S	.000000	.00	.00	.00	.00	.00	.00	.00	.00	.00
	TOTAL	.009248	5.59	.00	16.34	.00	21.93	3.29	.00	.00	25.22
1991	M & O	.000000	.91	.00	2.89	.00	3.80	.57	.00	.00	4.37
	I & S	.000000	.00	.00	.00	.00	.00	.00	.00	.00	.00
	TOTAL	.000000	.91	.00	2.89	.00	3.80	.57	.00	.00	4.37

YEAR	FUND	TAX RATE	LEVY PAID	DISCOUNT GIVEN	PENALTY INTEREST	TIF AMOUNT	DISBURSE TOTAL	ATTORNEY	OTHER FEES	REFUND AMOUNT	PAYMENT AMOUNT
1989	M & O	.000000	2.13	.00	5.98	.00	8.11	.00	.00	.00	8.11
	I & S	.000000	.00	.00	.00	.00	.00	.00	.00	.00	.00
	TOTAL	.000000	2.13	.00	5.98	.00	8.11	.00	.00	.00	8.11
1988	M & O	.000000	.19	.00	.69	.00	.88	.13	.00	.00	1.01
	I & S	.000000	.00	.00	.00	.00	.00	.00	.00	.00	.00
	TOTAL	.000000	.19	.00	.69	.00	.88	.13	.00	.00	1.01
1987	M & O	.000000	.43	.00	1.53	.00	1.96	.28	.00	.00	2.24
	I & S	.000000	.00	.00	.00	.00	.00	.00	.00	.00	.00
	TOTAL	.000000	.43	.00	1.53	.00	1.96	.28	.00	.00	2.24
1986	M & O	.000000	.34	.00	1.12	.00	1.46	.17	.00	.00	1.63
	I & S	.000000	.00	.00	.00	.00	.00	.00	.00	.00	.00
	TOTAL	.000000	.34	.00	1.12	.00	1.46	.17	.00	.00	1.63
1985	M & O	.000000	.18	.00	.72	.00	.90	.14	.00	.00	1.04
	I & S	.000000	.00	.00	.00	.00	.00	.00	.00	.00	.00
	TOTAL	.000000	.18	.00	.72	.00	.90	.14	.00	.00	1.04
1984	M & O	.000000	1.31	.00	5.24	.00	6.55	.98	.00	.00	7.53
	I & S	.000000	.00	.00	.00	.00	.00	.00	.00	.00	.00
	TOTAL	.000000	1.31	.00	5.24	.00	6.55	.98	.00	.00	7.53
1982	M & O	.000000	.15	.00	.64	.00	.79	.12	.00	.00	.91
	I & S	.000000	.00	.00	.00	.00	.00	.00	.00	.00	.00
	TOTAL	.000000	.15	.00	.64	.00	.79	.12	.00	.00	.91
ALL	M & O		5,266.87	.46-	1,161.04	.00	6,427.45	367.43	.00	.00	6,794.88
	I & S		.00	.00	.00	.00	.00	.00	.00	.00	.00
	TOTAL		5,266.87	.46-	1,161.04	.00	6,427.45	367.43	.00	.00	6,794.88
DLQ	M & O		1,084.33	.00	671.03	.00	1,755.36	333.67	.00	.00	2,089.03
	I & S		.00	.00	.00	.00	.00	.00	.00	.00	.00
	TOTAL		1,084.33	.00	671.03	.00	1,755.36	333.67	.00	.00	2,089.03
CURR	M & O		4,182.54	.46-	490.01	.00	4,672.09	33.76	.00	.00	4,705.85
	I & S		.00	.00	.00	.00	.00	.00	.00	.00	.00
	TOTAL		4,182.54	.46-	490.01	.00	4,672.09	33.76	.00	.00	4,705.85

06/09/2017 08:44:07 2765670
 TC298-D SELECTION: DEPOSIT
 RECEIPT DATE: ALL

TAX COLLECTION SYSTEM
 DEPOSIT DISTRIBUTION
 FROM: 05/01/2017 THRU 05/31/2017
 JURISDICTION: 0104 BROOKS COUNTY FM FC

PAGE: 12
 INCLUDES AG ROLLBACK

YEAR	FUND	TAX RATE	LEVY PAID	DISCOUNT GIVEN	PENALTY INTEREST	TIF AMOUNT	DISBURSE TOTAL	ATTORNEY	OTHER FEES	REFUND AMOUNT	PAYMENT AMOUNT
2016	M & O	.098837	2,721.59	.30-	319.28	.00	3,040.57	21.26	.00	.00	3,061.83
	I & S	.000000	.00	.00	.00	.00	.00	.00	.00	.00	.00
	TOTAL	.098837	2,721.59	.30-	319.28	.00	3,040.57	21.26	.00	.00	3,061.83
2015	M & O	.074702	185.85	.00	51.45	.00	237.30	47.40	.00	.00	284.70
	I & S	.000000	.00	.00	.00	.00	.00	.00	.00	.00	.00
	TOTAL	.074702	185.85	.00	51.45	.00	237.30	47.40	.00	.00	284.70
2014	M & O	.086982	141.69	.00	55.12	.00	196.81	38.37	.00	.00	235.18
	I & S	.000000	.00	.00	.00	.00	.00	.00	.00	.00	.00
	TOTAL	.086982	141.69	.00	55.12	.00	196.81	38.37	.00	.00	235.18
2013	M & O	.086982	124.80	.00	64.96	.00	189.76	37.95	.00	.00	227.71
	I & S	.000000	.00	.00	.00	.00	.00	.00	.00	.00	.00
	TOTAL	.086982	124.80	.00	64.96	.00	189.76	37.95	.00	.00	227.71
2012	M & O	.071900	81.80	.00	52.05	.00	133.85	26.75	.00	.00	160.60
	I & S	.000000	.00	.00	.00	.00	.00	.00	.00	.00	.00
	TOTAL	.071900	81.80	.00	52.05	.00	133.85	26.75	.00	.00	160.60
2011	M & O	.067000	31.47	.00	23.93	.00	55.40	11.08	.00	.00	66.48
	I & S	.000000	.00	.00	.00	.00	.00	.00	.00	.00	.00
	TOTAL	.067000	31.47	.00	23.93	.00	55.40	11.08	.00	.00	66.48
2010	M & O	.054000	7.79	.00	6.83	.00	14.62	2.94	.00	.00	17.56
	I & S	.000000	.00	.00	.00	.00	.00	.00	.00	.00	.00
	TOTAL	.054000	7.79	.00	6.83	.00	14.62	2.94	.00	.00	17.56
2009	M & O	.049200	5.78	.00	5.79	.00	11.57	2.32	.00	.00	13.89
	I & S	.000000	.00	.00	.00	.00	.00	.00	.00	.00	.00
	TOTAL	.049200	5.78	.00	5.79	.00	11.57	2.32	.00	.00	13.89
2008	M & O	.044420	10.42	.00	11.53	.00	21.95	4.36	.00	.00	26.31
	I & S	.000000	.00	.00	.00	.00	.00	.00	.00	.00	.00
	TOTAL	.044420	10.42	.00	11.53	.00	21.95	4.36	.00	.00	26.31
2007	M & O	.049200	.31	.00	.39	.00	.70	.14	.00	.00	.84
	I & S	.000000	.00	.00	.00	.00	.00	.00	.00	.00	.00
	TOTAL	.049200	.31	.00	.39	.00	.70	.14	.00	.00	.84
2006	M & O	.039167	.86	.00	1.17	.00	2.03	.41	.00	.00	2.44
	I & S	.000000	.00	.00	.00	.00	.00	.00	.00	.00	.00
	TOTAL	.039167	.86	.00	1.17	.00	2.03	.41	.00	.00	2.44
2005	M & O	.051800	.75	.00	1.10	.00	1.85	.37	.00	.00	2.22
	I & S	.000000	.00	.00	.00	.00	.00	.00	.00	.00	.00
	TOTAL	.051800	.75	.00	1.10	.00	1.85	.37	.00	.00	2.22

06/09/2017 08:44:07
 TC298-D RECEIPT DATE: ALL

2765670
 TAX COLLECTION SYSTEM
 DEPOSIT DISTRIBUTION
 FROM: 05/01/2017 THRU 05/31/2017
 JURISDICTION: 0104 BROOKS COUNTY FM FC

PAGE: 13
 INCLUDES AG ROLLBACK

YEAR	FUND	TAX RATE	LEVY PAID	DISCOUNT GIVEN	PENALTY INTEREST	TIP AMOUNT	DISBURSE TOTAL	ATTORNEY	OTHER FEES	REFUND AMOUNT	PAYMENT AMOUNT
2004	M & O		2.26	.00	3.61	.00	5.87	.88	.00	.00	6.75
	I & S		.00	.00	.00	.00	.00	.00	.00	.00	.00
	TOTAL		2.26	.00	3.61	.00	5.87	.88	.00	.00	6.75
2003	M & O		5.08	.00	8.74	.00	13.82	2.07	.00	.00	15.89
	I & S		.00	.00	.00	.00	.00	.00	.00	.00	.00
	TOTAL		5.08	.00	8.74	.00	13.82	2.07	.00	.00	15.89
2002	M & O		6.06	.00	11.12	.00	17.18	2.57	.00	.00	19.75
	I & S		.00	.00	.00	.00	.00	.00	.00	.00	.00
	TOTAL		6.06	.00	11.12	.00	17.18	2.57	.00	.00	19.75
2001	M & O		7.14	.00	13.92	.00	21.06	3.16	.00	.00	24.22
	I & S		.00	.00	.00	.00	.00	.00	.00	.00	.00
	TOTAL		7.14	.00	13.92	.00	21.06	3.16	.00	.00	24.22
1999	M & O		11.87	.00	26.11	.00	37.98	5.70	.00	.00	43.68
	I & S		.00	.00	.00	.00	.00	.00	.00	.00	.00
	TOTAL		11.87	.00	26.11	.00	37.98	5.70	.00	.00	43.68
1998	M & O		6.74	.00	15.64	.00	22.38	3.36	.00	.00	25.74
	I & S		.00	.00	.00	.00	.00	.00	.00	.00	.00
	TOTAL		6.74	.00	15.64	.00	22.38	3.36	.00	.00	25.74
1997	M & O		6.12	.00	14.93	.00	21.05	3.16	.00	.00	24.21
	I & S		.00	.00	.00	.00	.00	.00	.00	.00	.00
	TOTAL		6.12	.00	14.93	.00	21.05	3.16	.00	.00	24.21
1996	M & O		.72	.00	1.47	.00	2.19	.22	.00	.00	2.41
	I & S		.00	.00	.00	.00	.00	.00	.00	.00	.00
	TOTAL		.72	.00	1.47	.00	2.19	.22	.00	.00	2.41
1995	M & O		7.72	.00	20.65	.00	28.37	4.25	.00	.00	32.62
	I & S		.00	.00	.00	.00	.00	.00	.00	.00	.00
	TOTAL		7.72	.00	20.65	.00	28.37	4.25	.00	.00	32.62
1994	M & O		1.67	.00	4.67	.00	6.34	.95	.00	.00	7.29
	I & S		.00	.00	.00	.00	.00	.00	.00	.00	.00
	TOTAL		1.67	.00	4.67	.00	6.34	.95	.00	.00	7.29
1993	M & O		4.64	.00	13.57	.00	18.21	2.73	.00	.00	20.94
	I & S		.00	.00	.00	.00	.00	.00	.00	.00	.00
	TOTAL		4.64	.00	13.57	.00	18.21	2.73	.00	.00	20.94
1991	M & O		.84	.00	2.66	.00	3.50	.53	.00	.00	4.03
	I & S		.00	.00	.00	.00	.00	.00	.00	.00	.00
	TOTAL		.84	.00	2.66	.00	3.50	.53	.00	.00	4.03

YEAR	FUND	TAX RATE	LEVY PAID	DISCOUNT GIVEN	PENALTY INTEREST	TIF AMOUNT	DISBURSE TOTAL	ATTORNEY	OTHER FEES	REFUND AMOUNT	PAYMENT AMOUNT
1989	M & O	.006198	2.06	.00	5.77	.00	7.83	.00	.00	.00	7.83
	I & S	.000000	.00	.00	.00	.00	.00	.00	.00	.00	.00
	TOTAL	.006198	2.06	.00	5.77	.00	7.83	.00	.00	.00	7.83
1988	M & O	.007700	.20	.00	.72	.00	.92	.14	.00	.00	1.06
	I & S	.000000	.00	.00	.00	.00	.00	.00	.00	.00	.00
	TOTAL	.007700	.20	.00	.72	.00	.92	.14	.00	.00	1.06
1987	M & O	.005300	.52	.00	1.83	.00	2.35	.33	.00	.00	2.68
	I & S	.000000	.00	.00	.00	.00	.00	.00	.00	.00	.00
	TOTAL	.005300	.52	.00	1.83	.00	2.35	.33	.00	.00	2.68
1986	M & O	.005000	.49	.00	1.61	.00	2.10	.25	.00	.00	2.35
	I & S	.000000	.00	.00	.00	.00	.00	.00	.00	.00	.00
	TOTAL	.005000	.49	.00	1.61	.00	2.10	.25	.00	.00	2.35
1985	M & O	.006000	.29	.00	1.07	.00	1.36	.20	.00	.00	1.56
	I & S	.000000	.00	.00	.00	.00	.00	.00	.00	.00	.00
	TOTAL	.006000	.29	.00	1.07	.00	1.36	.20	.00	.00	1.56
1984	M & O	.012000	1.75	.00	7.00	.00	8.75	1.31	.00	.00	10.06
	I & S	.000000	.00	.00	.00	.00	.00	.00	.00	.00	.00
	TOTAL	.012000	1.75	.00	7.00	.00	8.75	1.31	.00	.00	10.06
1982	M & O	.015000	.28	.00	1.19	.00	1.47	.22	.00	.00	1.69
	I & S	.000000	.00	.00	.00	.00	.00	.00	.00	.00	.00
	TOTAL	.015000	.28	.00	1.19	.00	1.47	.22	.00	.00	1.69
ALL	M & O		3,379.56	.30-	749.88	.00	4,129.14	225.38	.00	.00	4,354.52
ALL	I & S		.00	.00	.00	.00	.00	.00	.00	.00	.00
ALL	TOTAL		3,379.56	.30-	749.88	.00	4,129.14	225.38	.00	.00	4,354.52
DIQ	M & O		657.97	.00	430.60	.00	1,088.57	204.12	.00	.00	1,292.69
DIQ	I & S		.00	.00	.00	.00	.00	.00	.00	.00	.00
DIQ	TOTAL		657.97	.00	430.60	.00	1,088.57	204.12	.00	.00	1,292.69
CURR	M & O		2,721.59	.30-	319.28	.00	3,040.57	21.26	.00	.00	3,061.83
CURR	I & S		.00	.00	.00	.00	.00	.00	.00	.00	.00
CURR	TOTAL		2,721.59	.30-	319.28	.00	3,040.57	21.26	.00	.00	3,061.83

BROOKS COUNTY TAX OFFICE
MOTOR VEHICLE MONTHLY REPORT

MAY 2017

LINE ITEM	FEES	AMT COLLECTED	TOTAL
	County Commission	\$ 1.90	\$ 1.90
	Vendor County Commission	\$ 1.00	\$ 1.00
	Mailing Fees	\$ -	\$ -
	P & H Cnty Mailin	\$ 2.30	\$ 2.30
	P & H Tmp F	\$ 171.00	\$ 171.00
	P & H Walkin	\$ 1,354.70	\$ 1,354.70
	P & H Cnty TXO	\$ 2.25	\$ 2.25
	Special County Commission	\$ 3.00	\$ 3.00
	County Mobly Fee	\$ -	\$ -
	Delinquent Transfer County	\$ 50.00	\$ 50.00
	Delinquent Transfer	\$ 10.00	\$ 10.00
	Duplicate Receipt	\$ 4.00	\$ 4.00
	Miscellaneous Fees	\$ -	\$ -
	Replacement Fee \$5	\$ -	\$ -
	Replacement Fee \$6	\$ 50.00	\$ 50.00
	Transfer of Registration	\$ 63.75	\$ 63.75
	Inquiry Fees	\$ 18.00	\$ 18.00
12-4-0005-4381	Sub-Total:	\$ 1,731.90	\$ 1,731.90
	Optional R&B Fee	\$ 5,470.00	\$ 5,470.00
	Co R&B Fund	\$ 33,626.48	\$ 33,626.48
13-4-0000-4145	Sub-Total:	\$ 39,096.48	\$ 39,096.48
	Registration Refund	\$ -	\$ -
	Child Safety Fund	\$ 820.50	\$ 820.50
12-4-0005-4860	Subtotal:	\$ 820.50	\$ 820.50
	Grand Total:	\$ 41,648.88	\$ 41,648.88
	Titles		
	5/1/17 - 5/5/17	\$ 55.00	\$ 55.00
	5/8/17 - 5/12/17	\$ 55.00	\$ 55.00
	5/15/17 - 5/19/17	\$ 55.00	\$ 55.00
	5/22/17 - 5/26/17	\$ 65.00	\$ 65.00
12-4-0005-4380	Grand Total:	\$ 230.00	\$ 230.00

County Remittance: \$ 41,878.88

FISCAL START: 10/01/2016 END: 09/30/2017 JURISDICTION: 0100 BROOKS COUNTY

CERT TAXABLE VALUE	ADJUSTMENTS	ADJ TAX VALUE	TAX RATE	TAX LEVY	PAID ACCTS
483,891,963	1,825,710-	482,066,253	00.743829	3,539,243.87	13,496

YEAR	TAXES DUE	MONTH ADJ	ADJUSTMENT YTD	LEVY PAID	PAID YTD	BALANCE	COLL %	YTD UNCOLL
------	-----------	-----------	----------------	-----------	----------	---------	--------	------------

2015	3,605,975.08	2,122.24	66,731.21-	20,999.52	3,278,635.90	260,607.97	92.64	8.74-
2015	236,531.62	8.81-	10,838.52-	1,960.86	38,265.91	187,427.19	16.95	8.81-
2014	117,105.17	7.81-	565.49	1,154.08	11,815.55	105,855.11	10.04	7.81-
2013	112,483.00	54.26-	645.73	1,207.50	8,195.55	104,933.18	7.24	87.72-
2012	62,905.01	9.04-	1,404.93-	901.44	6,326.30	55,173.78	10.29	2,114.65-
2011	49,015.80	8.42-	38.55-	353.28	4,482.30	44,494.95	9.15	38.55-
2010	34,581.40	5.62-	55.36-	110.06	1,682.16	32,843.88	4.87	55.36-
2009	26,287.95	5.60-	25.74-	74.05	1,279.80	24,982.41	4.87	25.74-
2008	17,464.80	5.07-	23.24-	108.43	692.21	16,749.35	3.97	23.24-
2007	14,949.43	4.80-	21.99-	3.92	572.24	14,355.20	3.83	21.99-
2006	14,641.61	4.42-	20.20-	12.13	323.53	14,297.88	2.21	20.20-
2005	15,692.18	5.85-	26.72-	7.11	361.28	15,304.18	2.31	26.72-
2004	14,172.72	6.01-	27.43-	20.73	175.23	13,970.06	1.24	27.43-
2003	13,978.67	6.32-	28.89-	40.41	181.57	13,768.21	1.30	28.89-
2002	11,874.39	5.80-	30.41-	47.88	116.19	11,727.79	.98	30.41-
2001	18,782.42	7.65-	40.13-	51.33	218.71	18,523.58	1.17	40.13-
2000	14,957.34	7.74-	40.59-	0.00	76.51	14,840.24	.51	40.59-
1999	16,051.09	7.68-	42.88-	67.54	262.69	15,745.32	1.64	42.88-
1998	14,515.33	7.27-	40.58-	63.92	201.88	14,272.87	1.39	40.58-
1997	15,422.18	7.27-	40.58-	63.93	187.56	15,194.04	1.22	40.58-
1996	16,596.14	9.34-	52.18-	7.19	104.20	16,439.76	.63	52.18-
1995	130,364.14	9.08-	404.21-	211.46	995.36	128,964.57	.77	404.21-
****	4,574,347.47	1,927.38	78,723.12-	27,466.77	3,355,152.83	1,140,471.52		3,187.41-

FISCAL START: 10/01/2016 END: 09/30/2017 JURISDICTION: 0101 BROOKS COUNTY RD AND BRIDGE

CERT TAXABLE VALUE	ADJUSTMENTS	ADJ TAX VALUE	TAX RATE	TAX LEVY	PAID ACCTS
483,891,963	1,825,710-	482,066,253	00.150000	711,260.24	13,503
CURRENT YEAR					

YEAR	TAXES DUE	MONTH ADJ	ADJUSTMENT YTD	LEVY PAID	PAID YTD	BALANCE	COLL %	YTD UNCOLL
------	-----------	-----------	----------------	-----------	----------	---------	--------	------------

2016	724,696.51	427.97	13,436.27-	4,182.54	659,233.80	52,026.44	92.69	1.76-
2015	36,299.24	1.35-	1,659.20-	300.07	5,875.67	28,764.37	16.96	1.35-
2014	23,402.17	1.58-	114.07	232.89	2,368.12	21,148.12	10.07	1.58-
2013	20,270.02	9.83-	218.53	117.05	1,479.50	18,907.57	7.26	15.89-
2012	9,783.87	1.40-	217.69-	139.68	980.54	8,585.64	10.25	327.66-
2011	7,635.61	1.30-	5.97-	54.77	695.35	6,934.29	9.11	5.97-
2010	5,492.61	1.04-	17.41	17.41	266.05	5,217.82	4.85	8.74-
2009	4,444.96	.95-	4.36-	12.57	216.99	4,223.61	3.96	4.36-
2008	2,963.99	.86-	3.95-	18.39	117.17	2,842.87	3.96	3.95-
2007	2,578.35	.83-	3.80-	0.68	98.39	2,476.16	3.82	3.80-
2006	2,153.33	.76-	3.48-	2.10	55.46	2,094.39	2.58	3.48-
2005	2,690.24	1.01-	4.61-	1.23	62.07	2,623.56	2.31	4.61-
2004	2,258.63	.96-	4.37-	3.30	27.91	2,226.35	1.24	4.37-
2003	2,634.53	1.19-	5.44-	7.62	34.23	2,594.86	1.30	5.44-
2002	2,238.09	1.09-	5.73-	9.02	21.90	2,210.46	.98	5.73-
2001	5,333.83	1.36-	7.14-	9.13	38.90	5,287.79	.73	7.14-
2000	2,519.57	1.03-	6.87-	0.00	12.95	2,499.75	.52	6.87-
1999	2,457.37	1.31-	5.76-	9.08	36.78	2,414.83	1.50	5.76-
1998	2,567.08	1.29-	7.18-	11.31	35.72	2,524.18	1.40	7.18-
1997	2,407.33	1.13-	6.33-	9.98	29.30	2,371.70	1.22	6.33-
1996	2,458.13	1.38-	7.72-	1.07	15.44	2,434.97	.63	7.72-
1995	12,959.94	1.25-	39.83-	25.50	93.56	12,826.55	.72	39.83-
****	880,245.40	395.07	15,213.32-	5,266.87	671,795.80	193,236.28		479.52-

FISCAL START: 10/01/2016 END: 09/30/2017 JURISDICTION: 0104 BROOKS COUNTY FM FC

CERT TAXABLE VALUE	ADJUSTMENTS	ADJ TAX VALUE	TAX RATE	TAX LEVY	PAID ACCTS
481,360,910	1,719,945-	479,640,965	00.098837	465,831.14	13,522
CURRENT YEAR					

YEAR	TAXES DUE	MONTH ADJ	ADJUSTMENT YTD	LEVY PAID	PAID YTD	BALANCE	COLL %	YTD UNCOLL
------	-----------	-----------	----------------	-----------	----------	---------	--------	------------

2016	474,577.55	282.00	8,746.41-	2,721.59	432,305.62	33,525.52	92.80	1.16-
2015	23,000.66	.88-	1,060.18-	185.85	3,756.14	18,184.34	17.12	0.88-
2014	14,763.12	1.02-	90.83	141.69	1,482.34	13,371.61	9.98	1.02-
2013	11,916.49	5.93-	83.46	124.80	858.31	11,141.64	7.15	9.59-
2012	5,569.69	.84-	120.72-	81.80	572.55	4,976.42	10.32	197.63-
2011	4,417.26	.79-	3.61-	31.47	406.07	4,007.58	9.20	3.61-
2010	3,196.71	.63-	5.31-	7.79	150.40	3,041.00	4.71	5.31-
2009	2,579.69	.58-	2.65-	5.78	119.57	2,457.47	3.79	2.65-
2008	1,685.72	.52-	2.39-	10.42	63.79	1,619.54	3.79	2.39-
2007	1,470.02	.50-	2.30-	0.31	54.31	1,413.41	3.70	2.30-
2006	1,218.77	.46-	2.11-	0.86	28.06	1,188.60	2.31	2.11-
2005	1,567.49	.61-	2.79-	0.75	32.41	1,532.29	2.07	2.79-
2004	1,475.83	.65-	2.99-	2.26	17.40	1,455.44	1.18	2.99-
2003	1,676.88	.80-	3.64-	5.08	19.47	1,653.77	1.16	3.64-
2002	1,423.03	.73-	3.84-	6.06	12.81	1,406.38	.90	3.84-
2001	2,532.84	1.07-	5.59-	7.14	28.05	2,499.20	1.11	5.59-
2000	1,687.73	.91-	4.77-	0.00	8.99	1,673.97	.53	4.77-
1999	2,664.41	1.35-	7.53-	11.87	45.54	2,611.34	1.71	7.53-
1998	1,452.34	.77-	4.29-	6.74	21.28	1,426.77	1.47	4.29-
1997	1,396.57	.70-	3.89-	6.12	17.27	1,375.41	1.24	3.89-
1996	1,546.93	.92-	5.15-	0.72	10.28	1,531.50	.67	5.15-
1995	11,556.10	.82-	35.70-	20.46	87.63	11,432.77	.76	35.70-
****	573,475.83	260.52	9,851.57-	3,379.56	440,098.29	123,525.97		308.83-

IN THE MATTER OF AMENDING THE BUDGET THROUGH A LINE ITEM TRANSFER
FOR BROOKS COUNTY

FY 2016-2017

ON THIS 29th DAY OF June, 2017, AT A COMMISSIONERS' COURT MEETING THE
FOLLOWING MEMBERS BEING PRESENT:

IMELDA BARRERA	COUNTY JUDGE
GLORIA GARZA	COMMISSIONER, PCT. #1
VINCE VARGAS	COMMISSIONER, PCT. #2
ARMANDO OLIVAREZ	COMMISSIONER, PCT. #3
JOSE A. "TONY" MARTINEZ	COMMISSIONER, PCT. #4

NOW THEREFORE, BE IT RESOLVED UPON MOTION OF
COMMISSIONER Garza, SECONDED BY COMMISSIONER Martinez AND DULY
CARRIED BY THE FOLLOWING VOTES:

AYES:

NAYES:

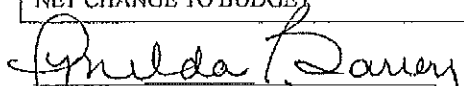
THE FOLLOWING ADJUSTMENTS(S) TO SAID BUDGET ARE HEREBY AUTHORIZED:


COMMISSIONERS' COURT MEETING June 29, 2017

GENERAL FUND

(ADJUSTMENT)
LINE ITEM TRANSFER


DEPARTMENT	FROM	TO	INCREASE/ DECREASE
5-012-0497-5000 OFFICE SUPPLIES	\$ 1,700.00	\$ 1,243.00	- \$ 457.00
5-012-0497-9010 MEMBERSHIP DUES	\$ 250.00	\$ 150.00	- \$ 100.00
5-012-0497-9080 REGISTRATION FEES	\$ 250.00	\$ 180.00	- \$ 70.00
5-012-0497-5550 OUT OF CO TRAVEL	\$ 1,800.00	\$ 2,427.00	+\$ 627.00
NET CHANGE TO BUDGET			.00


IMELDA BARRERA, COUNTY JUDGE


GLORIA GARZA, COMM. PCT #1


VINCE VARGAS, COMM. PCT #2


ARMANDO OLIVAREZ, COMM. PCT #3


JOSE-A. "TONY" MARTINEZ, COMM. PCT #4

IN THE MATTER OF AMENDING THE BUDGET THROUGH A LINE ITEM TRANSFER
FOR BROOKS COUNTY

FY 2016-2017

ON THIS 29th DAY OF June, 2017, AT A COMMISSIONERS' COURT MEETING THE
FOLLOWING MEMBERS BEING PRESENT:

IMELDA BARRERA	COUNTY JUDGE
GLORIA GARZA	COMMISSIONER, PCT. #1
VINCE VARGAS	COMMISSIONER, PCT. #2
ARMANDO OLIVAREZ	COMMISSIONER, PCT. #3
JOSE A. "TONY" MARTINEZ	COMMISSIONER, PCT. #4

NOW THEREFORE, BE IT RESOLVED UPON MOTION OF
COMMISSIONER Garza SECONDED BY COMMISSIONER Martinez AND DULY
CARRIED BY THE FOLLOWING VOTES:

AYES:

NAYES:

THE FOLLOWING ADJUSTMENTS(S) TO SAID BUDGET ARE HEREBY AUTHORIZED:

COMMISSIONERS' COURT MEETING June 29, 2017

GENERAL FUND

(ADJUSTMENT)
LINE ITEM TRANSFER

DEPARTMENT	FROM	TO	INCREASE/ DECREASE
5-012-0455-5500 TELEPHONE	\$ 1,000.00	\$ 850.00	- \$ 150.00
5-012-0455-8204 WORKERS COMPENSATION	\$ 163.44	\$ 313.44	+\$ 150.00
NET CHANGE TO BUDGET			.00

Imelda Barrera
IMELDA BARRERA, COUNTY JUDGE

Gloria Garza
GLORIA GARZA, COMM. PCT #1

Vince Vargas
VINCE VARGAS, COMM. PCT #2

Armando Olivarez
ARMANDO OLIVAREZ, COMM. PCT #3

Jose A. "Tony" Martinez
JOSE A. "TONY" MARTINEZ, COMM. PCT #4

IN THE MATTER OF AMENDING THE BUDGET THROUGH A LINE ITEM TRANSFER
FOR BROOKS COUNTY

FY 2016-2017

ON THIS 29th DAY OF June, 2017, AT A COMMISSIONERS' COURT MEETING THE
FOLLOWING MEMBERS BEING PRESENT:

IMELDA BARRERA	COUNTY JUDGE
GLORIA GARZA	COMMISSIONER, PCT. #1
VINCE VARGAS	COMMISSIONER, PCT. #2
ARMANDO OLIVAREZ	COMMISSIONER, PCT. #3
JOSE A. "TONY" MARTINEZ	COMMISSIONER, PCT. #4

NOW THEREFORE, BE IT RESOLVED UPON MOTION OF
COMMISSIONER Martinez SECONDED BY COMMISSIONER Garza AND DULY
CARRIED BY THE FOLLOWING VOTES:

AYES:

NAYES:

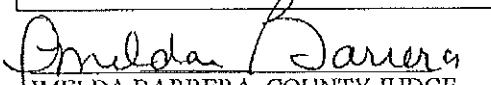
THE FOLLOWING ADJUSTMENTS(S) TO SAID BUDGET ARE HEREBY AUTHORIZED:


COMMISSIONERS' COURT MEETING June 29, 2017

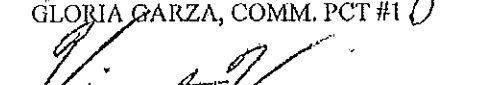
GENERAL FUND


(ADJUSTMENT)
LINE ITEM TRANSFER


DEPARTMENT	FROM	TO	INCREASE/ DECREASE
5-012-0456-5000 OFFICE SUPPLIES	\$ 1,000.00	\$ 990.00	- \$ 10.00
5-012-0456-9010 MEMBERSHIP DUES	\$ 100.00	\$ 110.00	+ \$ 10.00
NET CHANGE TO BUDGET			.00


IMELDA BARRERA, COUNTY JUDGE


GLORIA GARZA, COMM. PCT #1


VINCE VARGAS, COMM. PCT #2


ARMANDO OLIVAREZ, COMM. PCT #3


JOSE-A. "TONY" MARTINEZ, COMM. PCT #4

IN THE MATTER OF AMENDING THE BUDGET THROUGH A LINE ITEM TRANSFER
FOR BROOKS COUNTY

FY 2016-2017

ON THIS 29th DAY OF June, 2017, AT A COMMISSIONERS' COURT MEETING THE
FOLLOWING MEMBERS BEING PRESENT:

IMELDA BARRERA	COUNTY JUDGE
GLORIA GARZA	COMMISSIONER, PCT. #1
VINCE VARGAS	COMMISSIONER, PCT. #2
ARMANDO OLIVAREZ	COMMISSIONER, PCT. #3
JOSE A. "TONY" MARTINEZ	COMMISSIONER, PCT. #4

NOW THEREFORE, BE IT RESOLVED UPON MOTION OF
COMMISSIONER Martinez SECONDED BY COMMISSIONER Garza AND DULY
CARRIED BY THE FOLLOWING VOTES:

AYES:
NAYES:


THE FOLLOWING ADJUSTMENTS(S) TO SAID BUDGET ARE HEREBY AUTHORIZED:

COMMISSIONERS' COURT MEETING June 29, 2017


GENERAL FUND

(ADJUSTMENT)
LINE ITEM TRANSFER

DEPARTMENT	FROM	TO	INCREASE/ DECREASE
5-012-0409-9021 GENERAL/PUBLIC OFFICIALS	\$ 27,381.00	\$ 22,381.00	- \$ 5,000.00
5-012-0510-5120 JANITORIAL SUPPLIES	\$ 6,500.00	\$ 8,900.00	+\$ 2,400.00
5-012-0510-5201 BLDG REPAIRS-ANNEX & OTHER	\$ 31,000.00	\$ 32,000.00	+\$ 1,000.00
5-012-0510-5204 BLDG REPAIRS COURTHOUSE	\$ 6,000.00	\$ 7,000.00	+\$ 1,000.00
5-012-0510-5805 LAWN MAINT-MACH-SHRUBBERY	\$ 500.00	\$ 1,100.00	+\$ 600.00
NET CHANGE TO BUDGET			.00


IMELDA BARRERA, COUNTY JUDGE


ARMANDO OLIVAREZ, COMM. PCT #3


GLORIA GARZA, COMM. PCT #1


JOSE A. "TONY" MARTINEZ, COMM. PCT #4


VINCE VARGAS, COMM. PCT #2

IN THE MATTER OF AMENDING THE BUDGET THROUGH A LINE ITEM TRANSFER FOR BROOKS COUNTY

FY 2016-2017

ON THIS 29th DAY OF June, 2017, AT A COMMISSIONERS' COURT MEETING THE FOLLOWING MEMBERS BEING PRESENT:

IMELDA BARRERA	COUNTY JUDGE
GLORIA GARZA	COMMISSIONER, PCT. #1
VINCE VARGAS	COMMISSIONER, PCT. #2
ARMANDO OLIVAREZ	COMMISSIONER, PCT. #3
JOSE A. "TONY" MARTINEZ	COMMISSIONER, PCT. #4

NOW THEREFORE, BE IT RESOLVED UPON MOTION OF COMMISSIONER Martinez SECONDED BY COMMISSIONER Garza AND DULY CARRIED BY THE FOLLOWING VOTES:

AYES:
NAYES:

THE FOLLOWING ADJUSTMENTS(S) TO SAID BUDGET ARE HEREBY AUTHORIZED:

COMMISSIONERS' COURT MEETING June 29, 2017

GENERAL FUND

(ADJUSTMENT)
LINE ITEM TRANSFER

DEPARTMENT	FROM	TO	INCREASE/ DECREASE
5-012-0409-9022 AUTO LIAB/PHYSICAL DAMAGE	\$ 27,000.00	\$ 26,400.00	- \$ 600.00
5-012-0409-9021 GENERAL/PUBLIC OFFICIALS	\$ 33,000.00	\$ 27,381.00	-\$ 5,619.00
5-012-0409-9020 PROPERTY INSURANCE	\$ 53,000.00	\$ 53,600.00	+\$ 600.00
5-012-0409-9071 MISC/SUPPLIES ACCTS PAYABLE	\$ 30,000.00	\$ 35,619.00	+\$ 5,619.00
NET CHANGE TO BUDGET			.00

Imelda Barrera
IMELDA BARRERA, COUNTY JUDGE

Gloria Garza
GLORIA GARZA, COMM. PCT #1

Vince Vargas
VINCE VARGAS, COMM. PCT #2

Armando Olivarez
ARMANDO OLIVAREZ, COMM. PCT #3

Jose A. "Tony" Martinez
JOSE A. "TONY" MARTINEZ, COMM. PCT #4

IN THE MATTER OF AMENDING THE BUDGET THROUGH A LINE ITEM TRANSFER
FOR BROOKS COUNTY

FY 2016-2017

ON THIS 29th DAY OF June, 2017, AT A COMMISSIONERS' COURT MEETING THE
FOLLOWING MEMBERS BEING PRESENT:

IMELDA BARRERA	COUNTY JUDGE
GLORIA GARZA	COMMISSIONER, PCT. #1
VINCE VARGAS	COMMISSIONER, PCT. #2
ARMANDO OLIVAREZ	COMMISSIONER, PCT. #3
JOSE A. "TONY" MARTINEZ	COMMISSIONER, PCT. #4

NOW THEREFORE, BE IT RESOLVED UPON MOTION OF
COMMISSIONER Martinez, SECONDED BY COMMISSIONER Garza AND DULY
CARRIED BY THE FOLLOWING VOTES:

AYES:
NAYES:

THE FOLLOWING ADJUSTMENTS(S) TO SAID BUDGET ARE HEREBY AUTHORIZED:

COMMISSIONERS' COURT MEETING June 29, 2017

GENERAL FUND


(ADJUSTMENT)
LINE ITEM TRANSFER

DEPARTMENT	FROM	TO	INCREASE/ DECREASE
5-012-0640-5451 AUTOPSY	\$ 15,000.00	\$ 14,000.00	- \$ 1,000.00
5-012-0640-5471 RABIES CONTROL	\$.00	\$ 1,000.00	+\$ 1,000.00
NET CHANGE TO BUDGET			.00


IMELDA BARRERA, COUNTY JUDGE


ARMANDO OLIVAREZ, COMM. PCT #3


GLORIA GARZA, COMM. PCT #1


JOSE A. "TONY" MARTINEZ, COMM. PCT #4


VINCE VARGAS, COMM. PCT#2

IN THE MATTER OF AMENDING THE BUDGET THROUGH A LINE ITEM TRANSFER
FOR BROOKS COUNTY

FY 2016-2017

ON THIS 29th DAY OF June, 2017, AT A COMMISSIONERS' COURT MEETING THE
FOLLOWING MEMBERS BEING PRESENT:

IMELDA BARRERA	COUNTY JUDGE
GLORIA GARZA	COMMISSIONER, PCT. #1
VINCE VARGAS	COMMISSIONER, PCT. #2
ARMANDO OLIVAREZ	COMMISSIONER, PCT. #3
JOSE A. "TONY" MARTINEZ	COMMISSIONER, PCT. #4

NOW THEREFORE, BE IT RESOLVED UPON MOTION OF
COMMISSIONER Martinez SECONDED BY COMMISSIONER Olivarez AND DULY
CARRIED BY THE FOLLOWING VOTES:

AYES:

NAYES:

THE FOLLOWING ADJUSTMENTS(S) TO SAID BUDGET ARE HEREBY AUTHORIZED:


COMMISSIONERS' COURT MEETING June 29, 2017


GENERAL FUND


(ADJUSTMENT)


LINE ITEM TRANSFER

DEPARTMENT	FROM	TO	INCREASE/ DECREASE
5-012-0560-5105 GAS & OIL EXPENSE	\$ 59,247.36	\$ 58,547.36	- \$ 700.00
5-012-0560-5136 DEPUTIES UNIFORMS, ETC	\$ 6,250.00	\$ 4,250.00	- \$ 2,000.00
5-012-0560-5500 TELEPHONE	\$ 13,000.00	\$ 11,750.00	-\$ 1,250.00
5-012-0560-8202 COUNTY MEDICAL INSURANCE	\$ 118,139.94	\$ 116,639.94	-\$ 1,500.00
5-012-0560-5000 OFFICE SUPPLIES	\$ 4,000.00	\$ 4,700.00	+\$ 700.00
5-012-0560-5820 REPAIRS & MAINT-VEHICLE	\$ 22,000.00	\$ 26,750.00	+\$ 4,750.00
NET CHANGE TO BUDGET			.00


IMELDA BARRERA, COUNTY JUDGE


GLORIA GARZA, COMM. PCT #1


VINCE VARGAS, COMM. PCT #2


ARMANDO OLIVAREZ, COMM. PCT #3


JOSE A. "TONY" MARTINEZ, COMM. PCT #4

IN THE MATTER OF AMENDING THE BUDGET THROUGH A LINE ITEM TRANSFER FOR BROOKS COUNTY

FY 2016-2017

ON THIS 29th DAY OF June, 2017, AT A COMMISSIONERS' COURT MEETING THE FOLLOWING MEMBERS BEING PRESENT:

IMELDA BARRERA	COUNTY JUDGE
GLORIA GARZA	COMMISSIONER, PCT. #1
VINCE VARGAS	COMMISSIONER, PCT. #2
ARMANDO OLIVAREZ	COMMISSIONER, PCT. #3
JOSE A. "TONY" MARTINEZ	COMMISSIONER, PCT. #4

NOW THEREFORE, BE IT RESOLVED UPON MOTION OF COMMISSIONER Martinez, SECONDED BY COMMISSIONER Vargas AND DULY CARRIED BY THE FOLLOWING VOTES:

AYES:

NAYES:

THE FOLLOWING ADJUSTMENTS(S) TO SAID BUDGET ARE HEREBY AUTHORIZED:

COMMISSIONERS' COURT MEETING June 29, 2017

GENERAL FUND

(ADJUSTMENT)
LINE ITEM TRANSFER

DEPARTMENT	FROM	TO	INCREASE/ DECREASE
5-012-0512-8202 COUNTY MEDICAL INSURANCE	\$ 87,885.84	\$ 85,885.84	- \$ 2,000.00
5-012-0512-5137 JAIL LINENS	\$ 3,000.00	\$ 4,000.00	+\$ 1,000.00
5-012-0512-5135 SUPPLIES-OTHER	\$ 2,700.00	\$ 3,700.00	+\$ 1,000.00
NET CHANGE TO BUDGET			.00

Imelda Barrera
IMELDA BARRERA, COUNTY JUDGE

Gloria Garza
GLORIA GARZA, COMM. PCT #1

Vince Vargas
VINCE VARGAS, COMM. PCT #2

Armando Olivarez
ARMANDO OLIVAREZ, COMM. PCT #3

Jose A. "Tony" Martinez
JOSE A. "TONY" MARTINEZ, COMM. PCT #4

IN THE MATTER OF AMENDING THE BUDGET THROUGH A LINE ITEM TRANSFER
FOR BROOKS COUNTY

FY 2016-2017

ON THIS 29th DAY OF June 2017, AT A COMMISSIONERS' COURT MEETING THE
FOLLOWING MEMBERS BEING PRESENT:

IMELDA BARRERA	COUNTY JUDGE
GLORIA GARZA	COMMISSIONER, PCT. #1
VINCE VARGAS	COMMISSIONER, PCT. #2
ARMANDO OLIVAREZ	COMMISSIONER, PCT. #3
JOSE A. "TONY" MARTINEZ	COMMISSIONER, PCT. #4

NOW THEREFORE, BE IT RESOLVED UPON MOTION OF
COMMISSIONER Garza SECONDED BY COMMISSIONER Martinez AND DULY
CARRIED BY THE FOLLOWING VOTES:

AYES:

NAYES:

THE FOLLOWING ADJUSTMENTS(S) TO SAID BUDGET ARE HEREBY AUTHORIZED:


COMMISSIONERS' COURT MEETING June 29, 2017.

ROAD & BRIDGE FUND

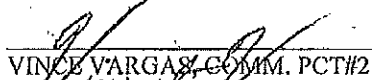
(ADJUSTMENT)

LINE ITEM TRANSFER


<u>DEPARTMENT</u>	<u>FROM</u>	<u>TO</u>	<u>INCREASE/ DECREASE</u>
5-013-0000-5105 GAS & OIL EXPENSE	\$ 89,450.00	\$ 88,950.00	- \$ 500.00
5-013-0000-9070 MISCELLANEOUS	\$ 2,000.00	\$ 2,500.00	+ \$ 500.00
NET CHANGE TO BUDGET			.00


IMELDA BARRERA, COUNTY JUDGE


GLORIA GARZA, COMM. PCT #1


VINCE VARGAS, COMM. PCT #2


ARMANDO OLIVAREZ, COMM. PCT #3


JOSE A. "TONY" MARTINEZ, COMM. PCT #4

IN THE MATTER OF AMENDING THE BUDGET THROUGH A LINE ITEM TRANSFER
FOR BROOKS COUNTY

FY 2016-2017

ON THIS 29th DAY OF June, 2017, AT A COMMISSIONERS' COURT MEETING THE
FOLLOWING MEMBERS BEING PRESENT:

IMELDA BARRERA	COUNTY JUDGE
GLORIA GARZA	COMMISSIONER, PCT. #1
VINCE VARGAS	COMMISSIONER, PCT. #2
ARMANDO OLIVAREZ	COMMISSIONER, PCT. #3
JOSE A. "TONY" MARTINEZ	COMMISSIONER, PCT. #4

NOW THEREFORE, BE IT RESOLVED UPON MOTION OF
COMMISSIONER Garza SECONDED BY COMMISSIONER Martinez AND DULY
CARRIED BY THE FOLLOWING VOTES:

AYES:

NAYES:

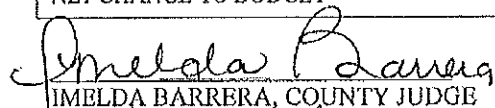
THE FOLLOWING ADJUSTMENT(S) TO SAID BUDGET ARE HEREBY AUTHORIZED:


COMMISSIONERS' COURT MEETING June 29, 2017


ROAD & BRIDGE FUND

(ADJUSTMENT)
LINE ITEM TRANSFER

<u>DEPARTMENT</u>	<u>FROM</u>	<u>TO</u>	<u>INCREASE/ DECREASE</u>
5-013-0667-5515 COMMUNICATION RADIO EQUIP	\$ 2,760.00	\$ 1,200.00	- \$ 1,560.00
5-013-0667-5550 OUT OF CO TRAVEL EXPENSE	\$ 2,425.00	\$ 1,925.00	- \$ 500.00
5-013-0667-5420 PROF FEES-ENGINEERING	\$ 4,000.00	\$ 5,500.00	+\$ 1,500.00
5-013-0667-5138 OPERATING SUPPLIES	\$ 1,500.00	\$ 2,000.00	+\$ 500.00
5-013-0667-9500 CAPITAL OUTLAY	\$ 5,000.00	\$ 5,060.00	+\$ 60.00
NET CHANGE TO BUDGET			.00


IMELDA BARRERA, COUNTY JUDGE


GLORIA GARZA, COMM. PCT #1


VINCE VARGAS, COMM. PCT #2


ARMANDO OLIVAREZ, COMM. PCT #3


JOSE A. "TONY" MARTINEZ, COMM. PCT #4